





SANDPIPER®

A WARREN RUPP, INC. BRAND | SANDPIPERPUMP.COM




When only the best will do, select SANDPIPER.

PRODUCT CATALOG

GOOD. BETTER. **SANDPIPER®**

With a rich history of over 55 years in delivering exceptional Air Operated Double Diaphragm pumping solutions and unparalleled expertise, SANDPIPER has established itself as the best-in-class leader in tackling your toughest and most demanding pumping challenges.

When only the best will do, select SANDPIPER.



Heavy Duty Flap Valve

For fluids containing
up to line size solids.



Heavy Duty Ball Valve

For fluids containing
settling, suspended
& floating solids.



Containment Duty Ball Valve

The only complete line of
AODD pumps featuring
superior fluid containment;
protecting your people,
environment and pump.



Standard Duty Ball Valve

These versatile and
mobile pumps have
the best-in-class flow
rates and the lowest air
consumption available.

TABLE OF CONTENTS

| | |
|-------|----------------------------------|
| 2-11 | Why SANDPIPER? |
| 12-17 | Standard Duty |
| 18-21 | Heavy Duty |
| 22-23 | Containment Duty |
| 24-27 | Oil & Gas |
| 28-34 | FDA Sanitary |
| 35-37 | Submersibles, UL & High Pressure |
| 38-46 | Accessories & Genuine Parts |

**VISIT OUR
WEBSITE**



To accommodate the digital landscape, we have refined the catalog information to a more concise format. All pertinent details removed from this catalog are available on our website. Click the QR code to visit www.sandpiperpump.com.

OUR SIGNATURE ENSURES YOUR SUCCESS

SANDPIPER Signature Series AODD pumps are engineered to deliver industry leading durability and performance, even for your most severe applications and environments

SANDPIPER

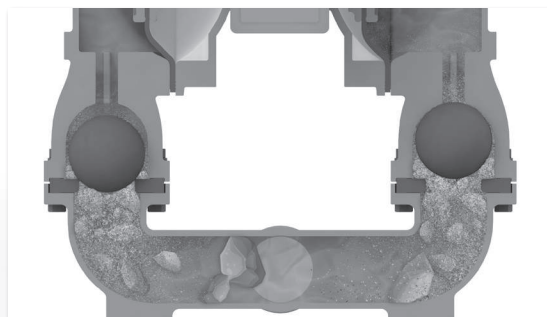
VS

COMPETITION

HEAVY DUTY FLAP VALVE PUMP




Large solids easily pass through pump

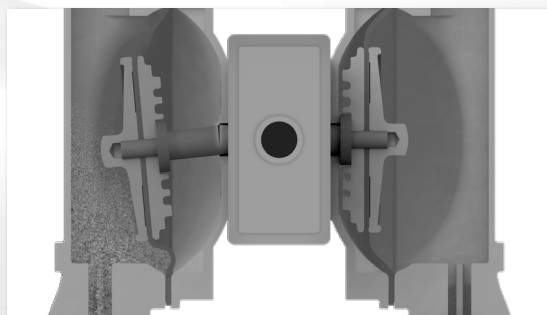


Large solids cannot pass through pump, affecting operation

HEAVY DUTY BALL VALVE PUMP

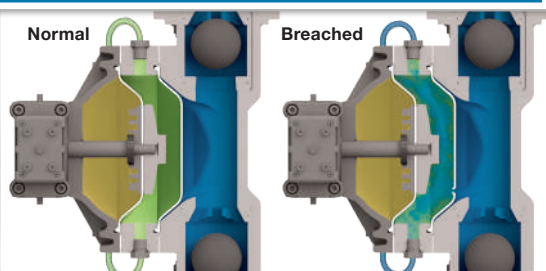


Settling solids easily pass through pump

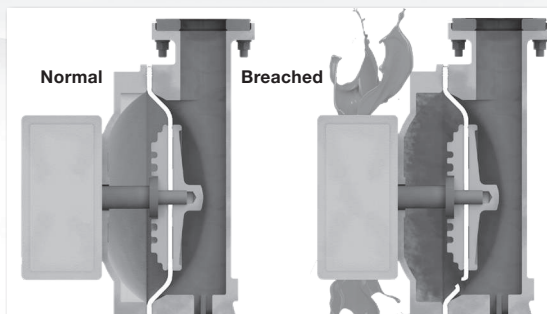


Settling solids collect inside pump, causing damage & affecting operation

CONTAINMENT DUTY PUMP



Contains fluid when diaphragm becomes breached



Fluid escapes to environment when diaphragm becomes breached.

STANDARD DUTY



Overall Highest Performance, Efficiency & Serviceability Available



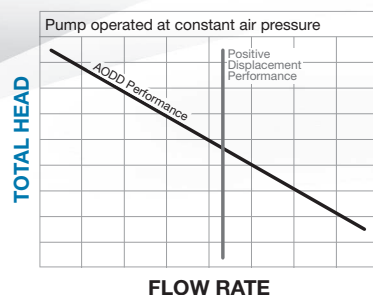
Lower Performance, Efficiency, Reliability & Serviceability

WHY CHOOSE AODD PUMPS

Performing in the most challenging applications, AODD pumps deliver unique benefits that are unrivaled by other pump technologies

AODD pumps are air (or natural gas) operated displacement type pumps which uniquely differ from all other positive displacement pumps. As a result of air pressure acting on the entire surface of the diaphragm, the diaphragm is in a balanced condition while pumping. This measurably extends diaphragm life over that of mechanically operated diaphragm pumps. Because compressed air is limited, the maximum pressure developed by the pump is also safely limited. Thus, AODD pumps are appropriately selected for on-demand intermittent requirements.

Unique Performance



Although the AODD pump is a positive displacement type of pump, it is actually a hybrid and defies strict classification. While its pressure versus capacity characteristics resemble those of a centrifugal pump, it is best defined as a sealless, non (or semi) positive displacement pump.

Features & Benefits



Dry-run without damaging the pump or system



Pumps solid laden fluids without pump or product damage



Self-priming, works in suction lift applications



Deadheads safely, with no pump or product damage



Shear sensitive, does not shear or separate product being pumped



No electricity required, and can be fully grounded



Low initial purchase price compared to other technologies



Submersible, can be submerged completely without safety or performance issues




Sealless design, no expensive mechanical seals or packing are required










Variable flow and head pressures, without sophisticated controls



Optional bottom discharge porting depending on fluid characteristics



| AODD VS. OTHERS |  | Kinetic Centrifugal | Positive Displacement | | | | |  |
|--|---|---|---|---|---|---|---|---|
| | |  |  |  |  |  |  | |
| Variable Flow & Head Control <i>(inherently adjustable)</i> | ✓ | ✓ | ! | ! | ! | ! | ! | ! |
| Deadheads Safely <i>(at zero energy consumption)</i> | ✓ | ! | ! | ! | ! | ! | ! | ! |
| Dry-Running | ✓ | X | X | X | X | X | X | ✓ |
| Dry-Priming <i>(lift installations)</i> | ✓ | X | X | ✓ | X | X | ! | ! |
| No Installation Alignment Required | ✓ | X | X | X | X | X | X | X |
| No Electrical Installation Required | ✓ | X | X | X | X | X | X | X |
| Portability | ✓ | ✓ | ! | ! | ! | ✓ | ! | ! |
| Submersible | ✓ | ! | X | X | X | X | X | X |
| Sealless <i>(no packing or mechanical seals)</i> | ✓ | ! | ! | ! | ! | ✓ | ! | ✓ |
| No Slip <i>(thin liquids)</i> | ✓ | ✓ | ! | ! | ! | ✓ | ! | ✓ |
| Cavitation Tolerance <i>(low NPSHa)</i> | ✓ | X | ! | ! | ✓ | ! | ! | ✓ |
| Low Shear & Degradation | ✓ | X | ✓ | ✓ | ! | ! | ! | ✓ |

 = Suitable
  = Limitations
  = Not Recommended

AODD PUMP RESOURCES TO KEEP YOUR SYSTEMS
OPERATING AT PEAK PERFORMANCE



Visit the
Resources Page

OPERATION & INSTALLATION

Fixed, mounted or portable SANDPIPER pumps are designed to perform in the most difficult conditions

Installation Versatility

All installations are run-dry capable. Electricity and heat generation are not required for optimum performance.



Suction Lift

- Self-priming
- High vacuum capable
- Max lift of 32' (9.8m)



Flooded Suction

- Preferred for viscous fluids
- Most common application
- Screened inlet option



Submerged

- Capable of full submersion
- Screened inlet option

NOTE: Consult your distributor or service manual for proper materials of construction and installation for your application.

THE SANDPIPER ADVANTAGE

With over 50 years of pumping expertise, we provide application driven pumping solutions



All Bolted Construction

Superior reliability is defined by our all bolted pump construction that allows for instant part alignment, uniform torquing of seals, and high pressure capabilities



Various Power Sources

SANDPIPER pumps operate at optimum performance using compressed air, but we also have pumps available for running off of your local reserve of natural gas



Tested Quality

SANDPIPER pumps are 100% wet tested after final assembly to ensure proper functionality; Testing includes, but is not limited to, deadheading, priming, and sealing



Superior Performance

For Flap Valve pumps the hinge pads exert positive pressure on the flaps allowing the pump to operate in virtually any position, helping deliver superior suction lift and flow rates




Guaranteed Connecting Rod

Our durable, corrosion resistant 416 (Martensitic) and/or 316 (Austenitic) Stainless Steel diaphragm connecting rod is guaranteed not to yield under tension, compression, or bending



ESADS+Plus Air Valve

Externally Serviceable Air Distribution System



ROBUST DIAPHRAGM CONNECTING ROD

Guaranteed not to yield under tension, compression, or bending.



5 YEAR LIMITED PRODUCT WARRANTY

5 Year Guarantee for defects in material or workmanship.

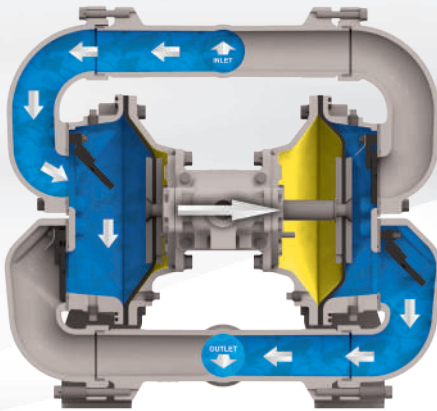


ESADS+PLUS AIR DISTRIBUTION SYSTEM

Allows for quick and easy access to the pilot and spool valves.

EXCLUSIVE PUMP CONFIGURATIONS


With the broadest range of configurations, SANDPIPER has the best solutions for your pumping needs.



HEAVY DUTY FLAP VALVE

Unique features for this configuration include:

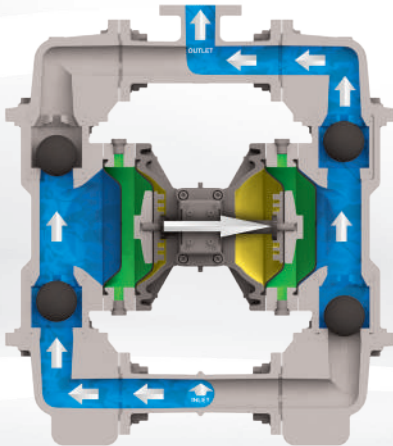
- Pumps up to line size solids
- Bottom discharge porting, discharges settling solids
- Superior suction lift of up to 24 ft.
- Easy access to serviceable components
- Thick manifold and chamber walls
- Diaphragm wear pads extend service life



HEAVY DUTY BALL VALVE

Unique features for this configuration include:

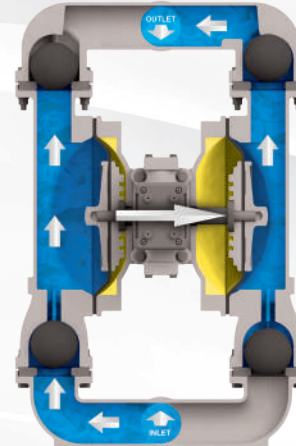
- Down ported option, discharges settling solids
- Weighted check balls for handling viscous fluids
- Top ported option, discharges floating solids, suspended solids or entrained gases
- Side ported option for use in confined spaces
- Thick manifold and chamber walls
- Diaphragm wear pads extend service life



CONTAINMENT DUTY BALL VALVE

Unique features for this configuration include:

- Containment chamber with leak detection
- Hydraulically balanced / coupled pumping and driver diaphragm assemblies
- Solids range +.25" (6mm) to .71" (18mm)
- Dry primes up to 18' of water
- prevent compressed air from entering pumped fluid in the event of a diaphragm failure



STANDARD DUTY BALL VALVE

Unique features for this configuration include:

- Solids range +.03" (1mm) to .71" (18mm)
- Dry primes up to 20' of water
- ESADS+ Air Distribution System

ENGINEERING CAPABILITIES

No matter the circumstances, we provide custom engineered solutions to maximize the productivity of all processes

Quality Assurance

To complete the pump assembly process, the following tests are run to ensure a quality built product:

1. Dry Cycled Test

- Checked for rhythmic cycling
- Checked for abnormal vibrations
- Checked for motion abnormalities

2. Wet Cycled Test

- Checked for dry priming
- Checked for cycling characteristics
- Checked for abnormal noise levels

3. Vacuum Characteristics Test

4. Dead Head Characteristics Test

- Checked for maximum fluid pressure
- Checked for leakage
- Checked for valving bypass

5. Visual Inspection

- Hardware checked
- Mating surfaces checked
- Paint quality checked
- Packaging checked

Product Services



Performance Testing

100% of all pumps are wet tested at the end of the manufacturing process including pressure testing and deadheading to ensure leak free performance.



Pressure Testing

Hydro/pneumatic testing 90 psi (standard), hydro/pneumatic 1.5 times maximum operating pressure



Repair Services

Pump repair services for labor only



Material & Pump Certificates

Certificate of origin, conformance (pump) and compliance (material), material tests reports, non-certified or certified dimensional outlines
(contact SANDPIPER Application Engineering to order)



Material Testing

PMI (Positive Material Identification), hardness testing, and others upon request

MARKETS & APPLICATIONS

SANDPIPER pumps are built to exceed the demands of your sump, waste treatment, and other applications listed below



CERAMICS



CHEMICAL



COATINGS



PHARMA



MINING



OIL & GAS



FOOD & BEVERAGE



PULP & PAPER



WASTEWATER




ALL MARKETS

PUMP SELECTION

A fundamental review of fluid characteristics, intended installation & duty requirements are recommended.

Pump Characteristics

Whether measuring mean time between failures, repairs, changes or maintenance, this design selection best practice will ensure the longest pump life.



| SIGNATURE CONFIGURATIONS | | Heavy Duty Flap Valve | Heavy Duty Ball Valve | Containment Duty Ball Valve | Standard Duty Ball Valve - Metallic | Standard Duty Ball Valve - Non-Metallic |
|--------------------------|----------------------------------|-----------------------------|-----------------------------|-----------------------------|-------------------------------------|---|
| Specifications | Suction / Discharge Port Sizes | 1" through 4" | 1" through 4" | 1" through 3" | ¼" through 3" | ¼" through 3" |
| | Max Flow Rate Per Minute | 310 Gal. (1173 L) | 300 Gal. (1136 L) | 260 Gal. (988 L) | 285 Gal. (1079 L) | 280 Gal. (1060 L) |
| | Max Discharge Heads | 289' (88m) of water @125psi | 289' (88m) of water @125psi | 289' (88m) of water @125psi | 289' (88m) of water @125psi | 231' (70m) of water @100psi |
| | Max Displacement Per Stroke | 1.62 Gal. (6.15 L) | 1.8 Gal. (6.8 L) | 1.25 Gal. (4.73 L) | 0.94 Gal. (3.56 L) | 0.9 Gal. (3.41 L) |
| | Max Dry Prime | 24' (7m) | 20' (6m) | 18' (5.5m) | 20' (6m) | 20' (6m) |
| | Max Solids Handling | 3" (75mm) | .88" (22mm) | .44" (10mm) | .38" (10mm) | .71" (18mm) |
| Fluid Characteristics | Water | + | + | + | + | + |
| | Suspended Solids | + | + | ✓ | + | ✓ |
| | Non-Suspended Solids | + | ! | X | ! | X |
| | Line Size Solids | + | X | X | X | X |
| | Sludge / Slurry | + | + | ! | ✓ | ! |
| | High Viscosity (Flowable Fluids) | ✓ | + | ✓ | ✓ | ✓ |
| | Erosion / Abrasive Fluids | High | + | ! | ✓ | ! |
| | | Moderate | + | ! | ✓ | ! |
| | | Low | + | ✓ | + | ✓ |
| | Corrosion | ✓ | ✓ | + | ✓ | + |
| Installation | Permanent | + | + | ✓ | ✓ | ✓ |
| | Portable | + | + | + | + | + |
| | Containment / Prevention | ! | ! | + | ! | ! |
| | Flooded Suction | ✓ | + | ✓ | ✓ | ✓ |
| | Suction Lift | + | ✓ | ✓ | ✓ | ✓ |
| | Submerged | ✓ | ✓ | ! | ✓ | ! |
| Duty | Intermittent / On-Demand | + | + | + | + | + |
| | Continuous | ✓ | + | ✓ | ✓ | ✓ |

+ = Best Type ✓ = Suitable ! = Limitations X = Not Recommended

Recommended for “best fit” design selections

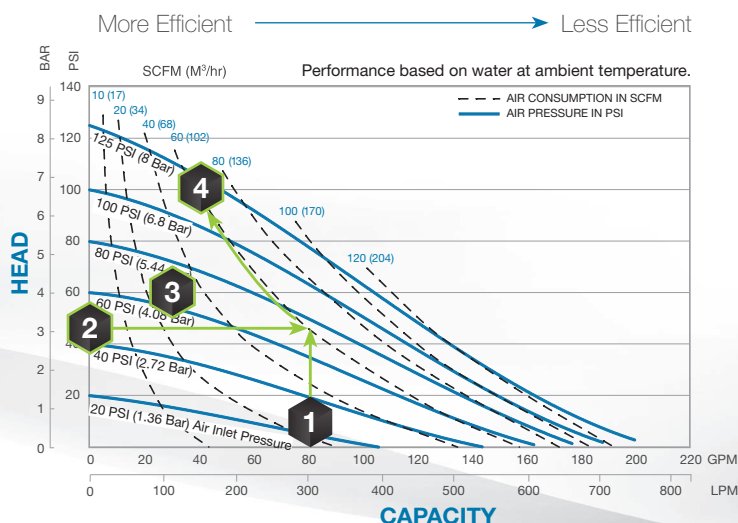
Pump Performance

- 1 Select Flow Rate (GPM)**
Example: 80 GPM
- 2 Determine Discharge Head (PSI)**
Example: 45 PSI
- 3 See Inlet Air Pressure (PSI)**
Example: 78 PSI
- 4 See Air Consumption (SCFM)**
Example: 60 SCFM

Selection Tip: Size-Up

See the MTBF section below to learn the impact of sizing up your pump to increase energy savings and reduce wear on the pump to measurably reduce total cost of ownership

2" Curve Example: 80 GPM, 45 PSI = 60 SCFM.



Sizing to Extend Mean Time Between Failures

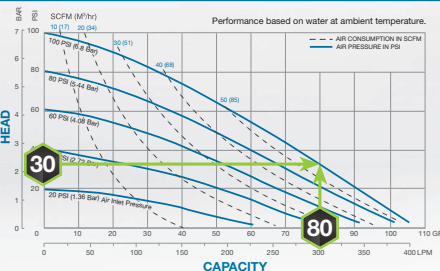
Pumping requirements (flow & head) for most applications can be met by multiple sizes of pumps. Talk to SANDPIPER's application engineers to assist you with a size selection which best fits your total cost of ownership budget. An appropriately sized-up pump will lower the consolidated initial investment, repair, labor and energy costs. This **BEST PRACTICE** ensures desirable returns on the initial investment frequently measurable in weeks.

Experienced application engineers are available to help you determine the best fit pump size for your application. Call our factory or email:

WRM.APPTECH.SP@IDEXCORP.COM

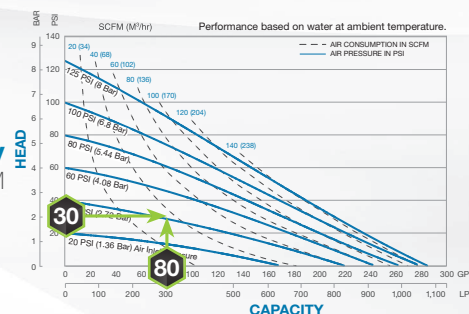
1½" Standard Duty

30 PSI, 80 GPM = 90 SCFM



3" Standard Duty

30 PSI, 80 GPM = 38 SCFM



Additional Resources



Chemical Guide

This chemical compatibility guide will help you zero in on the pump that fits your process best.
CHEMGUIDE.SANDPIPERPUMP.COM



Technical Resources

Find further information on sizing and selection of SANDPIPER products at
SANDPIPERPUMP.COM/RESOURCES/TECHNICAL



STANDARD DUTY BALL VALVE

Offering the widest range of performance and application capabilities

Standard Duty Metallic Pumps are ideally suited for intermittent / on-demand, portable, moderately abrasive fluids, and suspended solids. Standard duty pumps are constructed in Aluminum, Cast Iron, Stainless Steel with elastomer TPE (thermal plastic elastomers) and PTFE options in diaphragms and check valves.



Certifications Available



Learn more
about these pumps



ESADS+Plus Air Valve

Externally Serviceable Air Distribution System



S05 Metallic

MAX FLOW

- 15 GPM (57 LPM)

PORTING

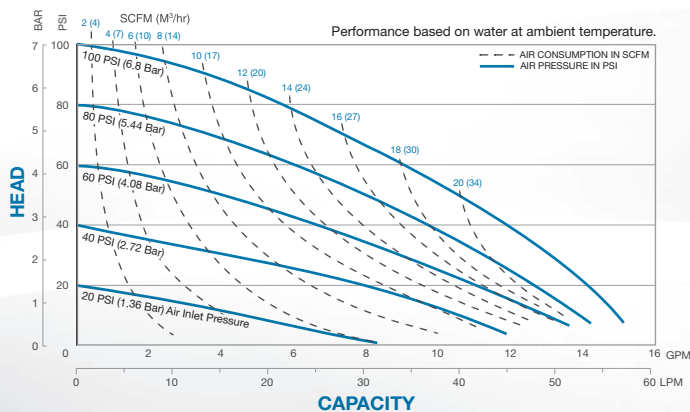
- NPT / BSP
- ANSI Flange

AIR END

- Aluminum

WET END

- Aluminum
- Stainless Steel



S1F Metallic

MAX FLOW

- 45 GPM (170 LPM)

PORTING

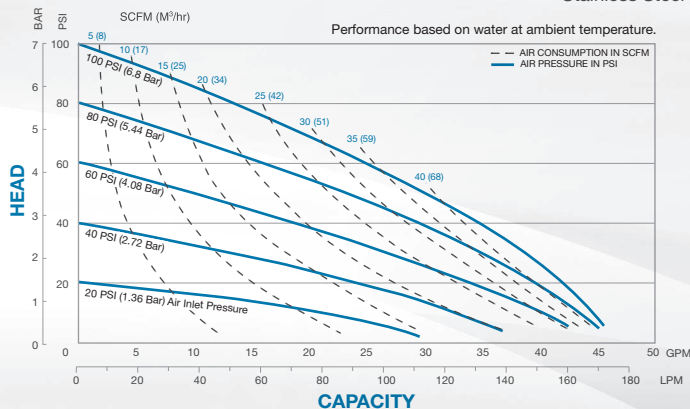
- NPT / BSP
- ANSI / DIN Flange

AIR END

- Aluminum

WET END

- Cast Iron
- Aluminum
- Stainless Steel



PUMPS - METALLIC

1½"
38mm

S15 Metallic

MAX FLOW

• 106 GPM (401 LPM)

PORTING

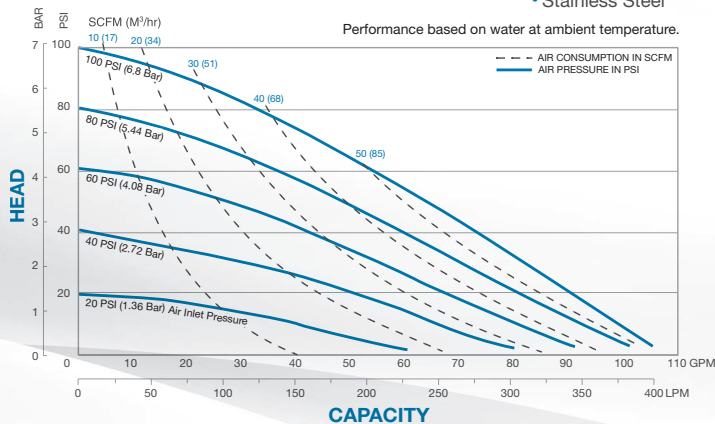
• NPT / BSP
• ANSI Flange

AIR END

• Aluminum

WET END

• Cast Iron
• Aluminum
• Stainless Steel



2"
50mm

S20 Metallic

MAX FLOW

• 200 GPM (758 LPM)

PORTING

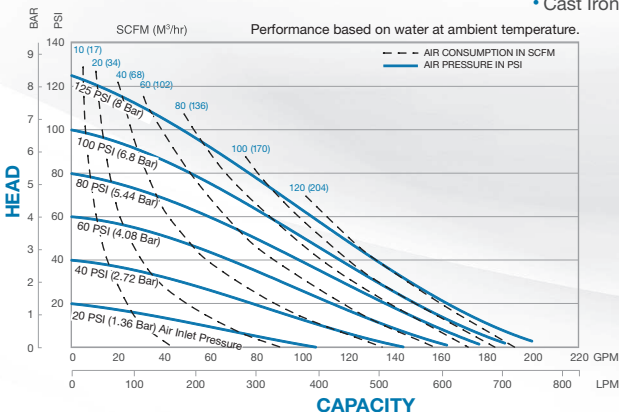
• NPT / BSP
• ANSI / DIN Flange

AIR END

• Aluminum

WET END

• Aluminum
• Stainless Steel
• Cast Iron



3"
75mm

S30 Metallic

MAX FLOW

• 285 GPM (1,078 LPM)

PORTING

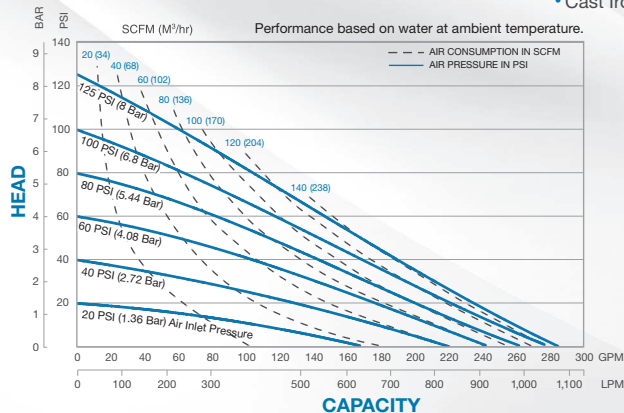
• NPT / BSP
• ANSI / DIN Flange

AIR END

• Aluminum

WET END

• Aluminum
• Stainless Steel
• Cast Iron



STANDARD DUTY BALL VALVE

Offering the widest range of performance and application capabilities

Standard Duty Non-Metallic Pumps are suited for intermittent / on-demand, portable, moderately abrasive fluids, and suspended solids. These pumps are constructed in non-metallic materials such as PTFE, Polypropylene, PVDF, Conductive Polypropylene, Conductive PVDF and Nylon with elastomer TPE (thermal plastic elastomers) and PTFE options in diaphragms and check valves.



Certifications Available



Learn more
about these pumps



ESADS+Plus Air Valve

Externally Serviceable Air Distribution System



PB 1/4 Non-Metallic

MAX FLOW

• 4 GPM (15 LPM)

PORTING

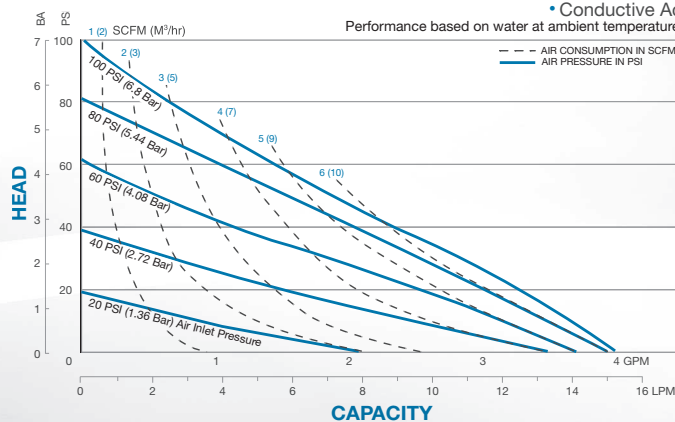
• NPT

AIR END

• Polypropylene
• Conductive Acetal

WET END

• Polypropylene
• PVDF
• Conductive Acetal



WR10 Non-Metallic

MAX FLOW

• 6.8 GPM (26 LPM)

PORTING


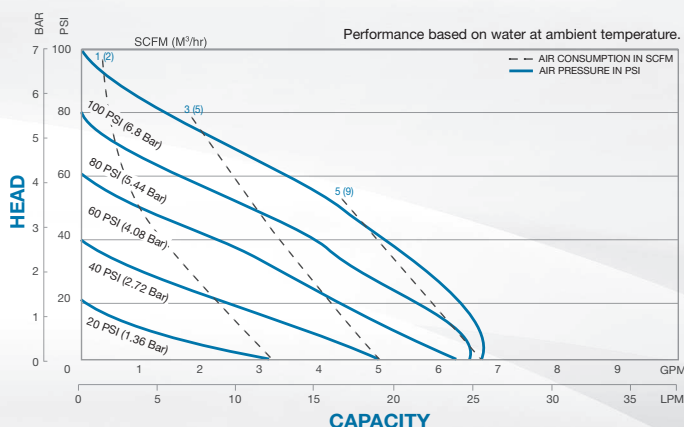
• NPT / BSP

AIR END

• PTFE

WET END

• PTFE
• PVDF



PUMPS - NON-METALLIC



S05 Non-Metallic

MAX FLOW

• 14 GPM (52 LPM)

PORTING

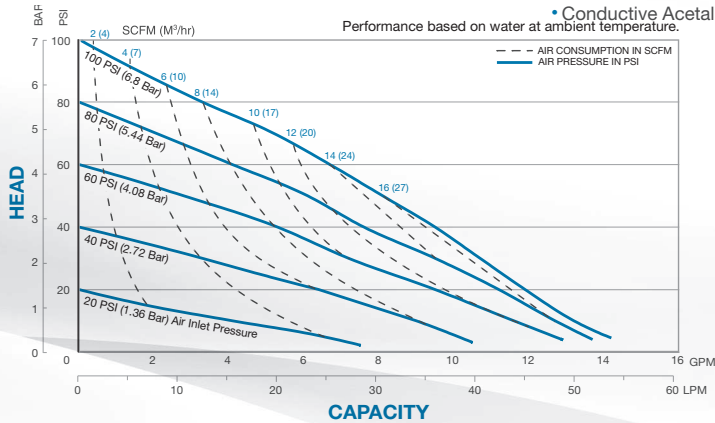
• NPT / BSP

AIR END

- Polypropylene
- Conductive Polypropylene

WET END

- Polypropylene / Conductive Polypropylene
- Nylon
- PVDF / Conductive PVDF
- Conductive Acetal



S07 Non-Metallic

MAX FLOW

• 23 GPM (87 LPM)

PORTING


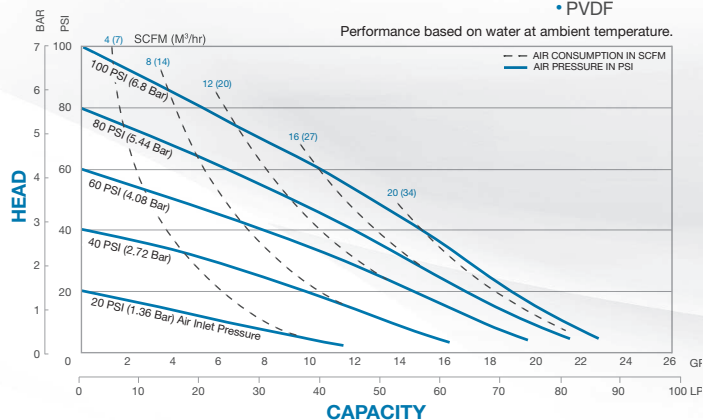
• NPT / BSP

AIR END

- Polypropylene

WET END

- Polypropylene
- Nylon
- PVDF



S10 Non-Metallic

MAX FLOW

• 23 GPM (87 LPM)

PORTING

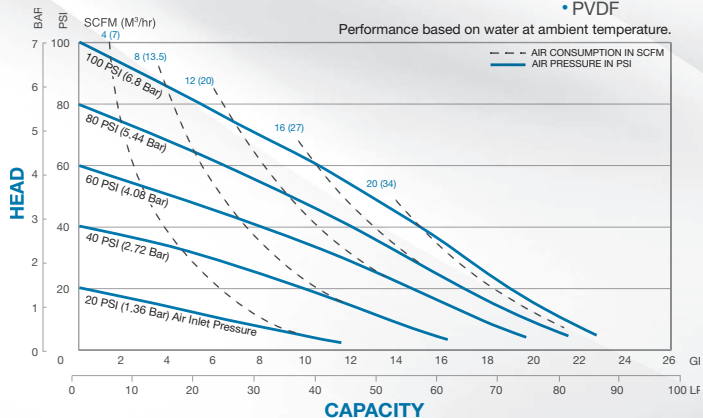
• ANSI Flange

AIR END

- Polypropylene

WET END

- Polypropylene
- Nylon
- PVDF



STANDARD DUTY BALL VALVE



S1F Non-Metallic

MAX FLOW

• 53 GPM (200 LPM)

PORTING

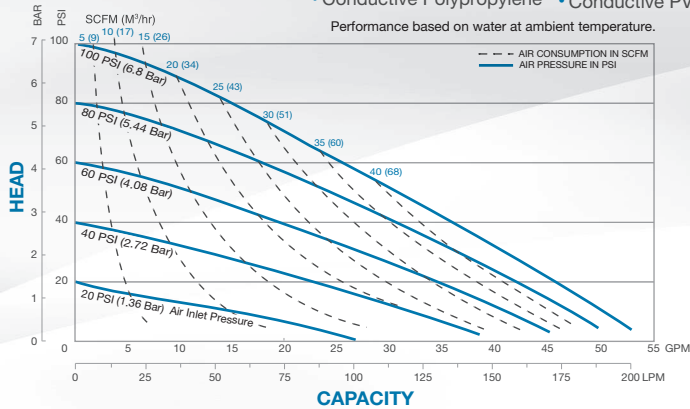
- ANSI Flange
- DIN Flange
- NPT

AIR END

- Polypropylene
- 40% Glass Filled Polypropylene
- Conductive Polypropylene

WET END

- Polypropylene
- PVDF
- Conductive Polypropylene
- Conductive PVDF



SPE10 EVOLUTIONX

MAX FLOW

• 63 GPM (238 LPM)

PORTING

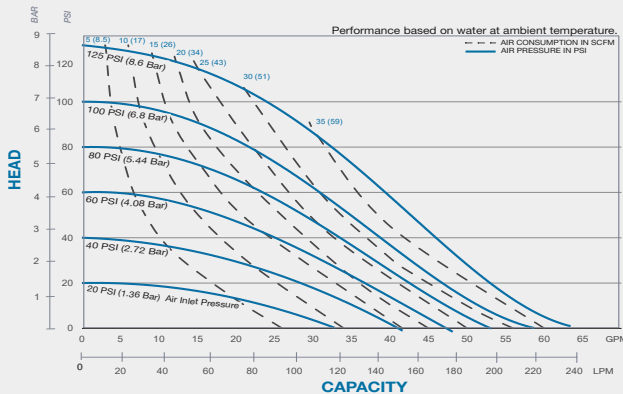
• ANSI/DIN Flange

AIR END

• Polypropylene

WET END

- Polypropylene
- PVDF
- Conductive Polypropylene



SANDPIPER pumps are evolving to perform better than ever. Introducing the new, patent pending SANDPIPER EvolutionX 1" pump, the first to launch in a series of pump sizes. This innovative air operated double diaphragm pump design is the culmination of over 55 years of industry leading research, development and engineering in pump & fluid dynamics. The EvolutionX represents the pinnacle of performance, efficiency and serviceability.

Features:

- Lower energy use – Achieves an incredible 20% average increase in air efficiency throughout the entire curve over our prior model.
- High flow – The EvolutionX has the highest flow rate of any other 1" AODD pump.
- Enhanced Convenience – Exponentially reduce AODD pump assembly and service time

Increased Installation & Porting Flexibility:

Durable, non-metallic construction rated for operation up to 125 psi with ATEX versions available. The standard EvolutionX configuration features a versatile 3-piece manifold with a universal ANSI & ISO flanged connection. Users can quickly adjust the discharge outlet for porting in multiple directions. Other porting options include a single-piece end-ported manifold or a dual-ported option. The mounting feet are extremely versatile and fit existing SANDPIPER pumps and multiple other manufacturers' dimensions.



Learn More



Watch the video here

PUMPS - NON-METALLIC

1½"
38mm

S15 Non-Metallic

MAX FLOW

- 100 GPM (378 LPM)

PORTING

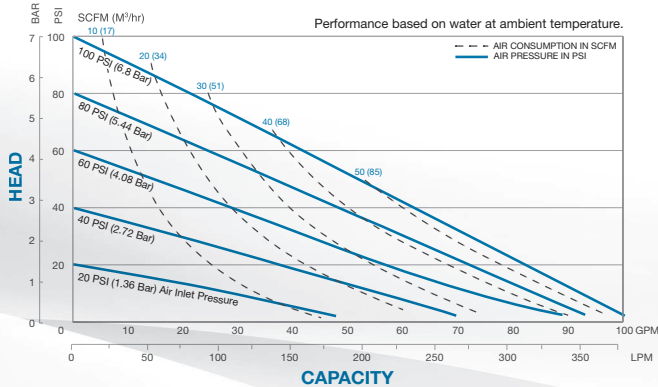
- ANSI Flange
- DIN Flange

AIR END

- Polypropylene
- Conductive Polypropylene

WET END

- Polypropylene
- PVDF
- Conductive Polypropylene



2"
50mm

S20 Non-Metallic

MAX FLOW

- 160 GPM (605 LPM)

PORTING

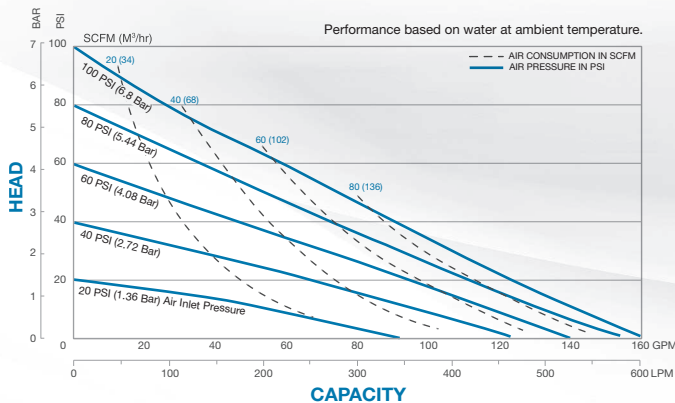
- Universal Flange

AIR END

- Polypropylene
- Conductive Polypropylene

WET END

- Polypropylene
- PVDF
- Conductive Polypropylene



3"
75mm

S30 Non-Metallic

MAX FLOW

- 280 GPM (1,061 LPM)

PORTING

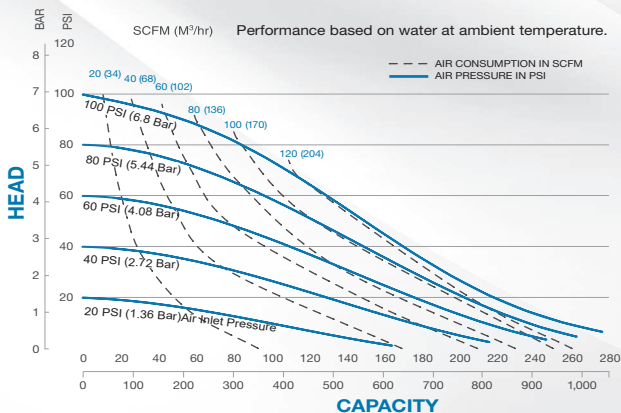
- ANSI Flange
- DIN Flange

AIR END

- Glass Filled Polypropylene

WET END

- Polypropylene
- PVDF



HEAVY DUTY FLAP VALVE PUMP

For Fluids Containing up to Line Size Solids

HDF Pumps are recommended for abrasive slurries, non-suspended solids and line-size solids requirements. All SANDPIPER Heavy Duty Flap Valve Pumps are configured in bottom discharge porting arrangements and provide superior suction lift. HDF pumps are thick wall constructed of Sand Casted Aluminum, Cast Iron and Stainless Steel with elastomer, TPE (thermal plastic elastomers) in diaphragms and check valves. HDF pumps are enhanced with an extended wear package.



Certifications Available



ESADS+Plus Air Valve

Externally Serviceable Air Distribution System

The BEAST badge indicates a Stainless Flap Option is available in that pump model.
The best solution for pumping the broadest range of fluids containing solids and chemicals.




Scan to open the BEAST brochure



Learn more about these pumps



HDF1 / HDF25 Metallic

MAX FLOW

- 70 GPM (265 LPM)

PORTING

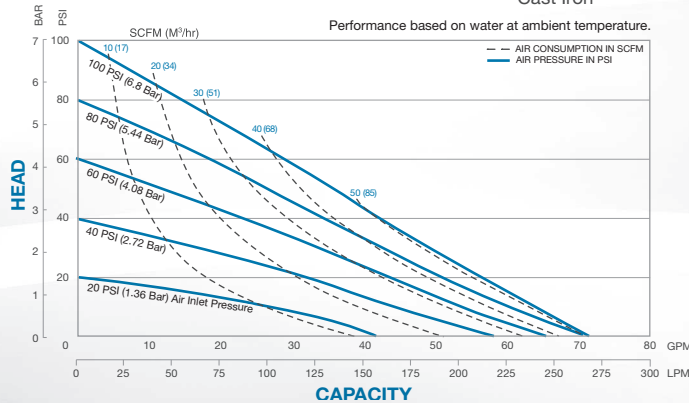
- NPT / BSP

AIR END

- Aluminum
- Cast Iron

WET END

- Aluminum
- Stainless Steel
- Cast Iron



HDF2 / HDF50 Metallic

MAX FLOW

- 208 GPM (787 LPM)

PORTING

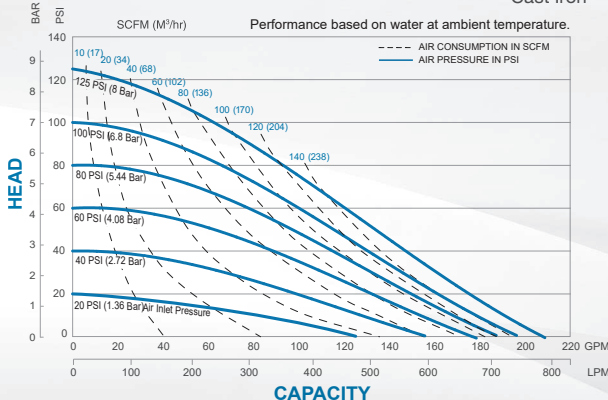
- NPT / BSP

AIR END

- Aluminum
- Cast Iron

WET END

- Aluminum
- Stainless Steel
- Cast Iron





HDF3-A / 4-A Metallic

MAX FLOW

• 310 GPM (1,173 LPM)

PORTING

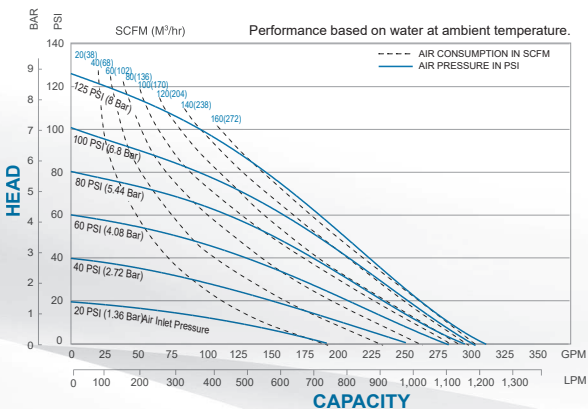
• ANSI Flange

AIR END

• Aluminum

WET END

• Aluminum



*Coming in late 2024



HDF3-M / 4-M Metallic

MAX FLOW

• 303 GPM (1,147 LPM)

PORTING

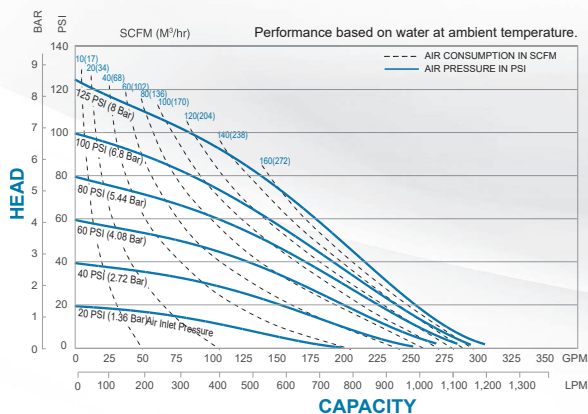
• ANSI Flange

AIR END

• Cast Iron

WET END

• Cast Iron



HD20F Non-Metallic

MAX FLOW

• 150 GPM (567 LPM)

PORTING

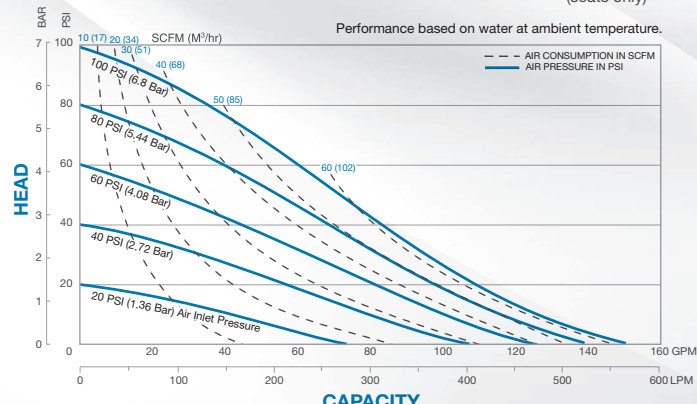
• NPT / BSPT

AIR END

• Polypropylene

WET END

• Polypropylene
• Stainless Steel (seats only)



HEAVY DUTY BALL VALVE PUMP

For Fluids Containing Settling, Suspended & Floating Solids

HDB Metallic Pumps are ideal for thin to highly viscous and small solids-laden fluids, while providing excellent suction lift capability and exclusive variable porting options (side, top, bottom and dual). HDB pumps are thick wall constructed of Sand Casted Aluminum, Cast Iron, Stainless Steel or Alloy C with elastomer, TPE (thermal plastic elastomers) and PTFE options in diaphragms and check valves.



Certifications Available



Learn more
about these pumps



ESADS+Plus Air Valve

Externally Serviceable Air Distribution System



SB1 / SB25 Metallic

MAX FLOW

• 42 GPM (159 LPM)

PORTING

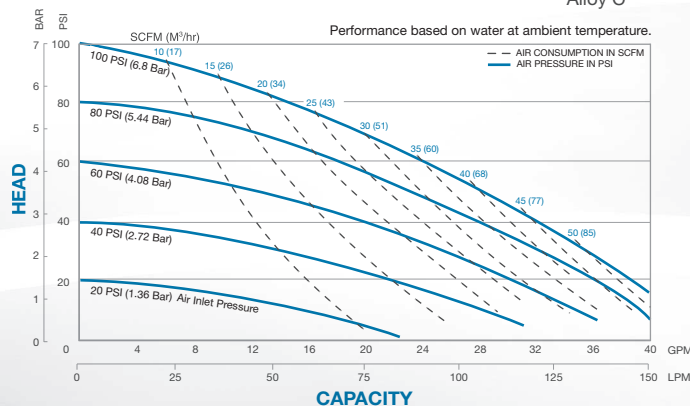
• NPT / BSP

AIR END

• Aluminum
• Cast Iron

WET END

• Aluminum
• Stainless Steel
• Alloy C



HDB1½ / HDB40 Metallic

MAX FLOW

• 122 GPM (462 LPM)

PORTING

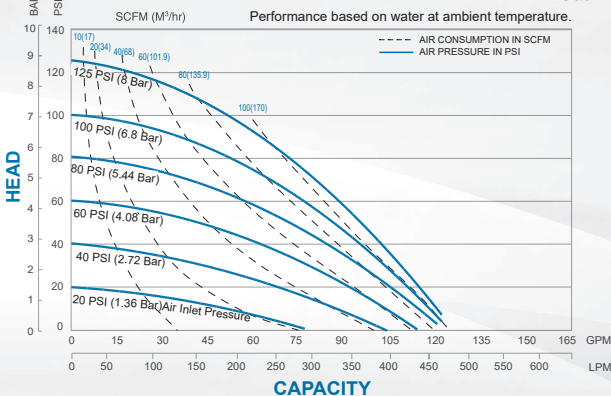
• NPT / BSP
• Available in
side port only

AIR END

• Aluminum
• Cast Iron

WET END

• Aluminum
• Stainless Steel
• Alloy C
• Cast Iron



PUMPS - METALLIC

2"
50mm

HDB2 / HDB50 Metallic

MAX FLOW

• 135 GPM (511 LPM)

PORTING

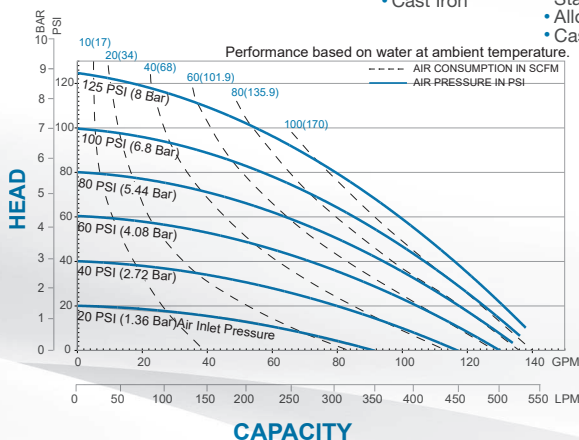
• NPT

AIR END

• Aluminum
• Cast Iron

WET END

• Aluminum
• Stainless Steel
• Alloy C
• Cast Iron



3-4"
75-102mm

HDB3 / HDB4 Metallic

MAX FLOW

• 300 GPM (1,136 LPM)

PORTING


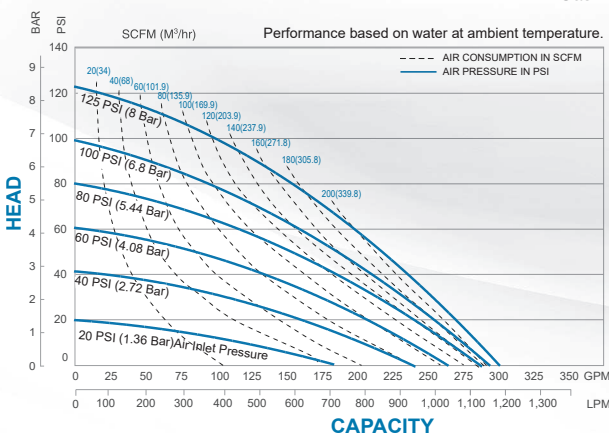
• ANSI Flange

AIR END

• Cast Iron

WET END

• Stainless Steel
• Cast Iron



When your pump needs repair, use only
SANDPIPER Genuine Parts

Scan this QR code to quickly find the kits you
need using serial number, model number or kit
number.

CONTAINMENT DUTY PUMPS

The only complete line of AODD pumps featuring superior fluid containment; protecting your people, environment, and pump

Containment Duty Pumps are ideal for highly corrosive and hazardous chemical fluid applications. They are designed with containment chambers, hydraulically balanced/coupled pumping diaphragm and driver diaphragm assemblies and accommodate visual, mechanical and low voltage leak detection devices. CD pumps are constructed of Aluminum, Cast Iron, Stainless Steel, Alloy C, Polypropylene and PVDF with TPE (thermal plastic elastomers), PTFE options in diaphragms and check valves.



Certifications Available



Learn more
about these pumps



ESADS+Plus Air Valve

Externally Serviceable Air Distribution System



ST1 / ST25 Metallic

MAX FLOW

- 42 GPM (159 LPM)

PORTING

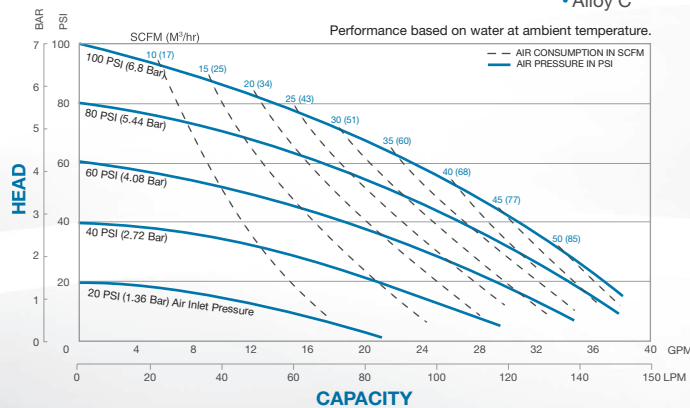
- NPT / BSP

AIR END

- HDPE*
- Aluminum

WET END

- Aluminum
- Stainless Steel
- Alloy C



ST1½ / ST40 Metallic

MAX FLOW

- 106 GPM (401 LPM)

PORTING

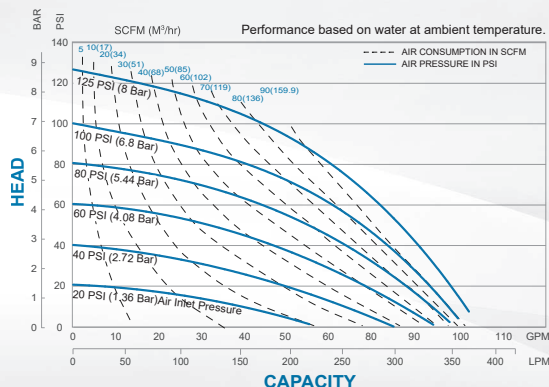
- NPT / BSP

AIR END

- Cast Iron
- Aluminum

WET END

- Aluminum
- Stainless Steel
- Alloy C



1"
25mm

S1F Non-Metallic

MAX FLOW

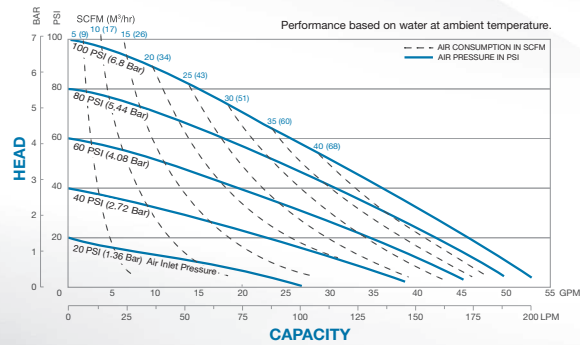
• 53 GPM (200 LPM)

PORTING

• ANSI Flange
• DIN Flange

AIR END

• Polypropylene



1½"
38mm

S15 Non-Metallic

MAX FLOW

• 100 GPM (378 LPM)

PORTING


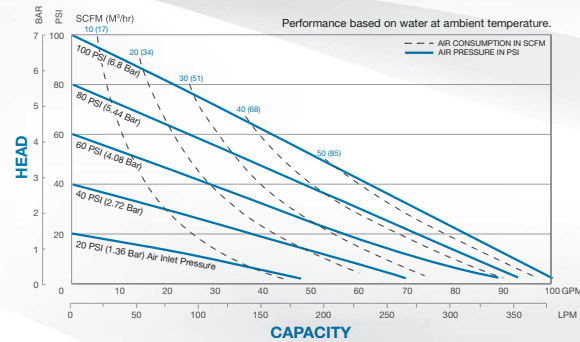
• ANSI Flange
• DIN Flange

AIR END

• Polypropylene

WET END

• PVDF
• Polypropylene



2"
50mm

S20 Non-Metallic

MAX FLOW

• 160 GPM (605 LPM)

PORTING

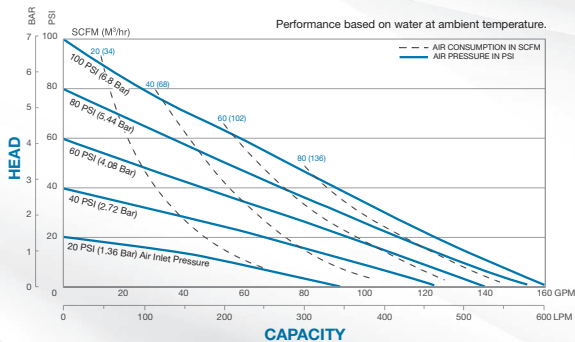
• Universal Flange

AIR END

• Polypropylene

WET END

• Polypropylene
• PVDF



3"
75mm

S30 Non-Metallic

MAX FLOW

• 280 GPM (1,061 LPM)

PORTING

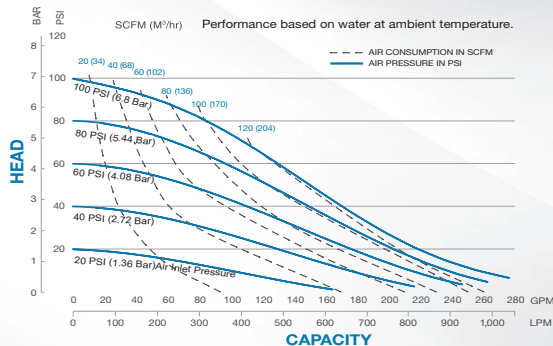
• ANSI Flange
• DIN Flange

AIR END

• Glass Filled Polypropylene

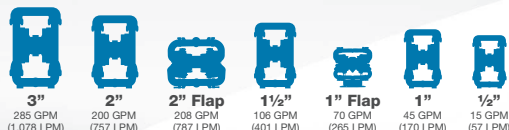
WET END

• Polypropylene
• PVDF




SANDPIPER pumps excel in every aspect of safety and reliability within the oil & gas industry

WIDEST AVAILABLE RANGE



SIZE & FLOW



WIDEST TEMPERATURE RANGE



TEMP



BROADEST CERTIFICATIONS IN THE INDUSTRY

SAFETY COMPLIANCE WITH:



SAFETY

SAFETY COMPLIANCE WITH:



LARGEST SOLIDS PASSAGE



TOP & BOTTOM DISCHARGE
Up to 2"

BOTTOM DISCHARGE
For Solids-Laden Fluids

SOLIDS HANDLING



TOP DISCHARGE ONLY
Up to 1/4"

EASE OF REPAIR & LESS DOWNTIME



5 minutes of on-site main or pilot valve repair with one wrench and removal of only 4 bolts

GAS / AIR VALVE REPAIR



55 minutes of off-site main and pilot valve repair with a variety of tools needed to remove pump from line and transport for repair

ENHANCED TEMPERATURE RESISTANCE AND CHEMICAL COMPATIBILITY



Aluminum
Stainless Steel
Nitrile or FKM Elastomers

GAS / AIR END MATERIALS



LIMITED
Aluminum only
Nitrile Elastomers only

BEST GUARANTEE IN THE INDUSTRY



Diaphragm Connecting Rod Guarantee
Non-Stalling Air / Gas Valve Performance Guarantee
5-Year Limited Warranty

PERFORMANCE RELIABILITY



LIMITED
Connecting Rod prone to bending
5-year Limited Warranty



Scan to see the Oil & Gas Process Map

DUAL POWER NATURAL GAS

Industry-leading performance and market-specific technology

Traditional AODD pumps are designed for use with air only. Over the years, oil and gas operators have opted to power their diaphragm pumps with easily accessible natural gas. The application of AODD pumps driven by natural gas created a unique set of safety requirements that previously did not exist. In 2003, SANDPIPER partnered with the Canadian Standards Association (CSA®) to lead the development of the first-ever safety certification for gas-operated double-diaphragm (GODD) pumps.



Certifications Available



Learn more
about these pumps



Remote Site Serviceability

ESADS+Plus Air / Gas System allows for an on-site maintenance time of only 5 minutes



G10F Metallic

MAX FLOW

• 70 GPM (265 LPM)

PORTING

• NPT / BSP

(tapered)

MAX SOLIDS

• 1" (25mm)

GAS / AIR END

• Aluminum

• Nitrile or FKM

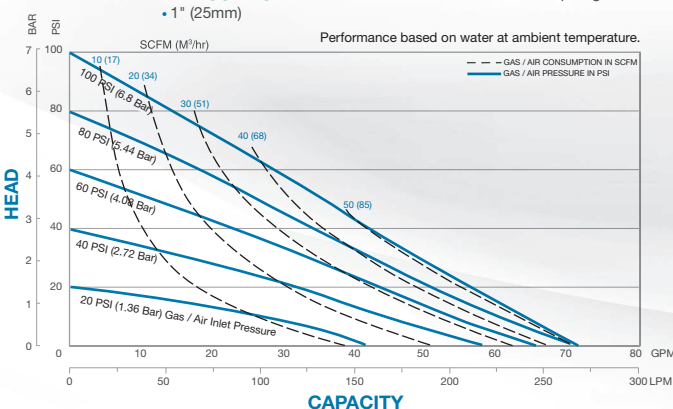
Elastomers

WET END

• Aluminum

• Stainless Steel

• Nitrile or FKM Diaphragm / Check Valves



Flap Valve
Pump



G20F Metallic

MAX FLOW

• 208 GPM (787 LPM)

PORTING

• NPT

MAX SOLIDS

• 2" (50mm)

GAS / AIR END

• Aluminum

• Nitrile or FKM

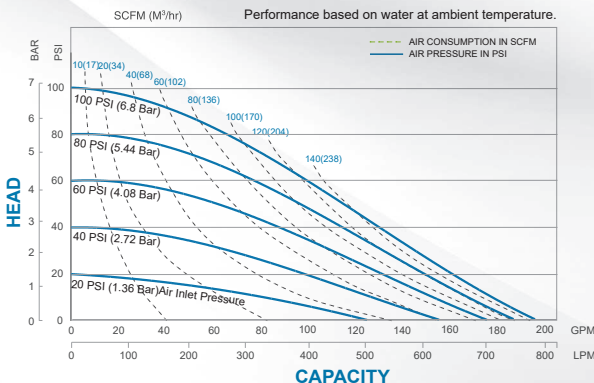
Elastomers

WET END


• Aluminum

• Stainless Steel

• Nitrile or FKM Diaphragm / Check Valves



Flap Valve
Pump



DUAL POWER NATURAL GAS



G05 Metallic

MAX FLOW

- 15 GPM (57 LPM)

PORTING

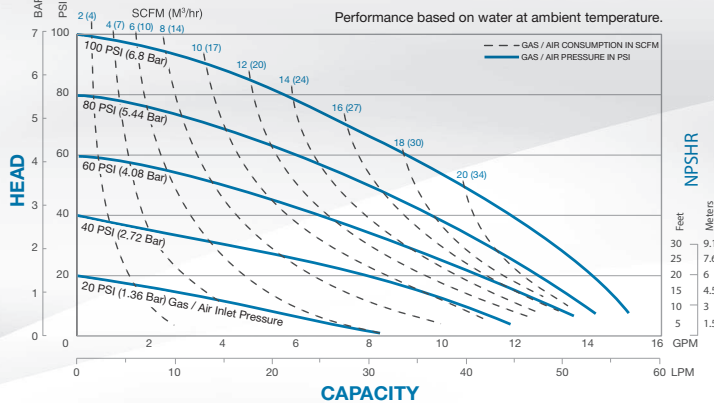
- NPT / BSP (tapered)
- ANSI Flange*

GAS / AIR END

- Aluminum
- Nitrile or FKM Elastomers

WET END

- Aluminum
- Stainless Steel
- Nitrile or FKM Diaphragm / Check Valves



G1F Metallic

MAX FLOW

- 45 GPM (170 LPM)

PORTING

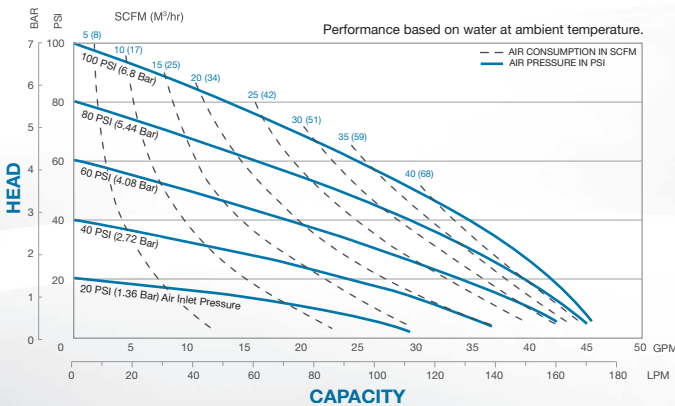
- NPT / BSP (tapered)

GAS / AIR END

- Aluminum
- Nitrile or FKM Elastomers

WET END

- Aluminum
- Stainless Steel
- Nitrile or FKM Diaphragm / Check Valves



G15 Metallic

MAX FLOW

- 106 GPM (401 LPM)

PORTING

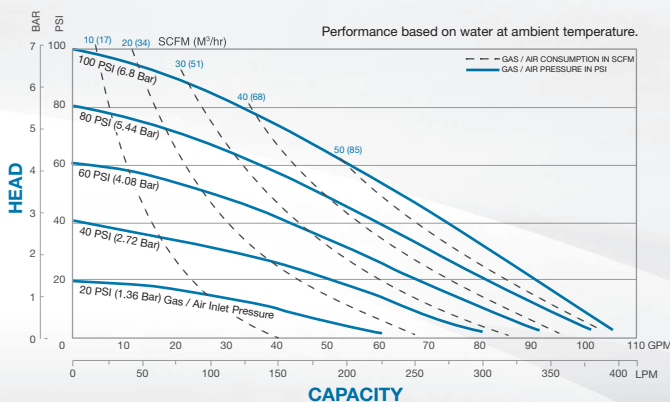
- NPT / BSP (tapered)
- ANSI Flange

GAS / AIR END

- Aluminum
- Nitrile or FKM Elastomers

WET END

- Aluminum
- Stainless Steel
- Nitrile or FKM Diaphragm / Check Valves





G20 Metallic

MAX FLOW

- 200 GPM (758 LPM)

PORTING

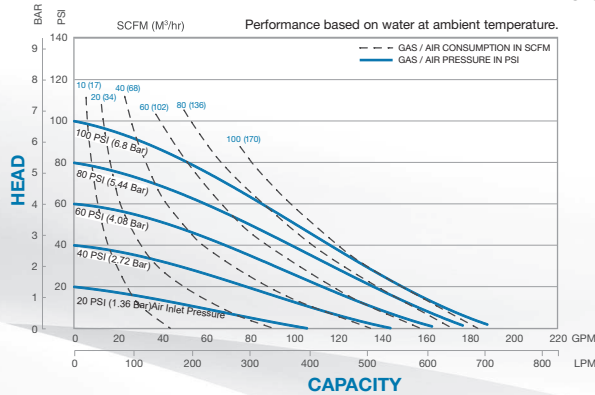
- NPT / BSP (tapered)
- ANSI Flange

GAS / AIR END

- Aluminum
- Stainless Steel
- Nitrile or FKM Elastomers

WET END

- Aluminum
- Stainless Steel
- Nitrile or PTFE Diaphragm / Check Valves



G30 Metallic

MAX FLOW

- 285 GPM (1,078 LPM)

PORTING

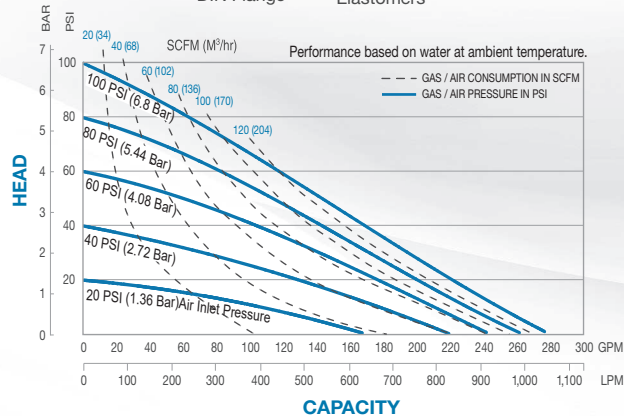
- NPT / BSP (tapered)
- ANSI Flange
- DIN Flange

GAS / AIR END

- Aluminum
- Stainless Steel
- Nitrile or FKM Elastomers

WET END

- Aluminum
- Stainless Steel
- Nitrile or PTFE Diaphragm / Check Valves



GH2-M Metallic 2:1 High Pressure

MAX FLOW

- 74 GPM (280 LPM)

PORTING

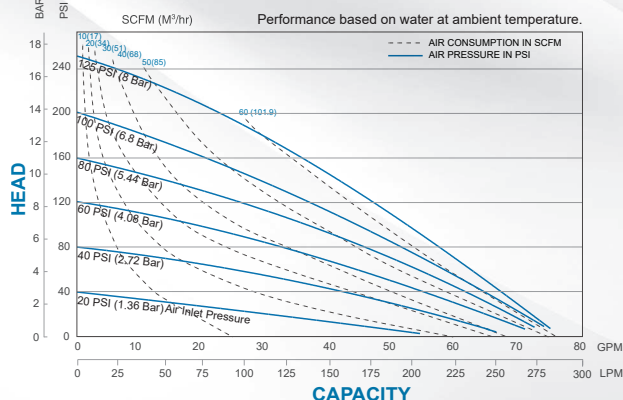
- NPT

AIR END

- Aluminum
- Cast Iron

WET END

- Cast Iron
- Stainless Steel



STANDARD FDA COMPLIANT

FDA-Compliant food processing add pumps

FDA (Food & Drug Administration) Material Compliant Pumps are ideally suited for a variety of food processing, pharmaceutical and cosmetic industry applications. The pumps are available in 1" through 3" ball check valve designs and a 2" (line size solids handling) flap check valve design. Variable flow capacities across the range are 0–285 gallons per minute.



Porting Options

Rotatable manifolds and top or bottom discharge available



Materials Of Construction

316 Stainless Steel components



Certifications Available



Learn more
about these pumps



T1F Metallic

MAX FLOW

• 45 GPM (170 LPM)

PORTING

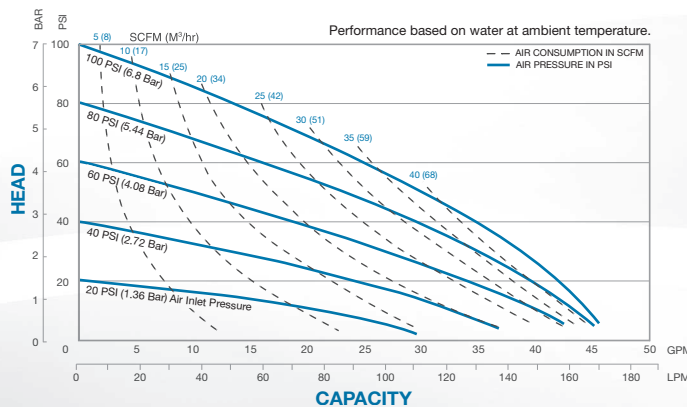
• Tri-Clamp

AIR END

• Epoxy Coated
Aluminum

WET END

• Stainless Steel



T15 Metallic

MAX FLOW

• 106 GPM (401 LPM)

PORTING

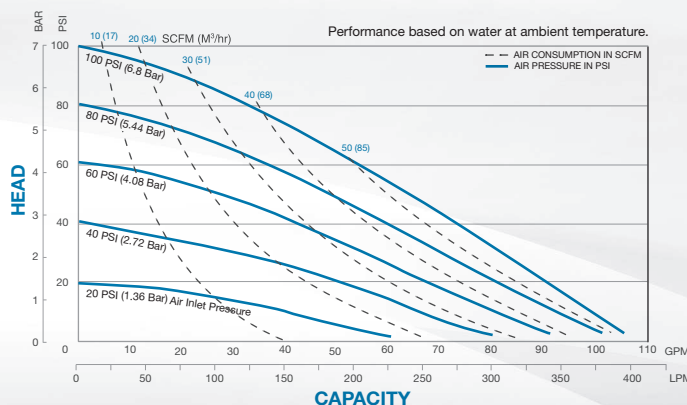
• Tri-Clamp

AIR END

• Epoxy Coated
Aluminum

WET END

• Stainless Steel

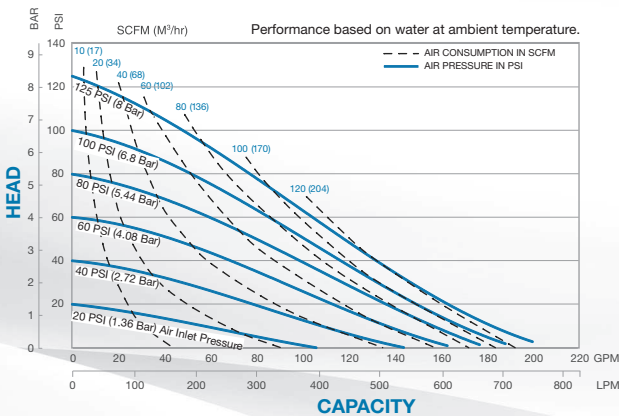


PUMPS - T-SERIES



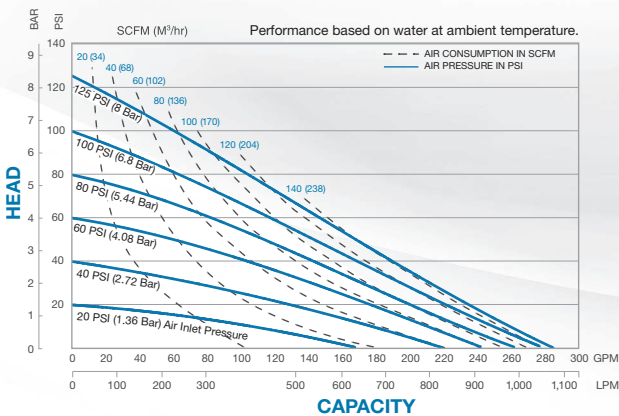
T20 Metallic

- MAX FLOW**
• 200 GPM (758 LPM)
- PORTING**
• Tri-Clamp
- AIR END**
• Epoxy Coated Aluminum
• Stainless Steel
- WET END**
• Stainless Steel



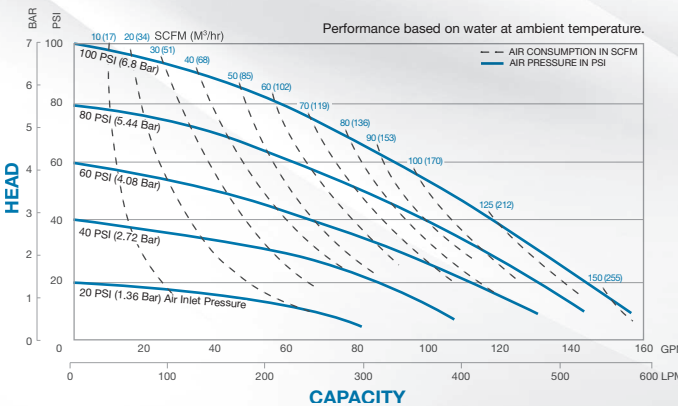
T30 Metallic

- MAX FLOW**
• 285 GPM (1,078 LPM)
- PORTING**
• Tri-Clamp
- AIR END**
• Epoxy Coated Aluminum
• Stainless Steel
- WET END**
• Stainless Steel



TSA2 Metallic

- MAX FLOW**
• 140 GPM (530 LPM)
- PORTING**
• Tri-Clamp
- AIR END**
• Epoxy Coated Aluminum
• Stainless Steel
- WET END**
• Stainless Steel



STANDARD FDA COMPLIANT

FDA-Compliant food processing aodd pumps

FDA (Food & Drug Administration) Material Compliant Pumps are ideally suited for a variety of food processing, pharmaceutical and cosmetic industry applications. The pumps are available in 1/2" through 3" ball check valve designs. Variable flow capacities across the range are 0–234 gallons per minute.



Porting Options

Rotatable manifolds and top or bottom discharge available



Materials Of Construction

316 Stainless Steel components



Certifications Available



NOTE: Performance based on the following: TPE fitted pump, flooded suction, water at ambient conditions. The use of other materials and varying hydraulic conditions may result in deviations in excess of 5%.



Learn more
about these pumps



FB05 Metallic

MAX FLOW

• 12 GPM (45.5 LPM)

PORTING

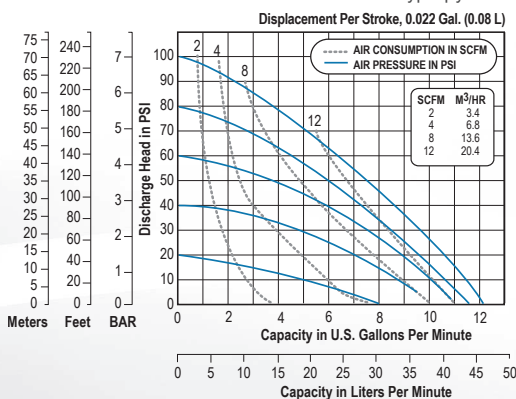
• Tri-Clamp

AIR END

• Nickle Plated Aluminum
• Polypropylene

WET END

• Stainless Steel



FB10 Metallic

MAX FLOW

• 49 GPM (185.5 LPM)

PORTING

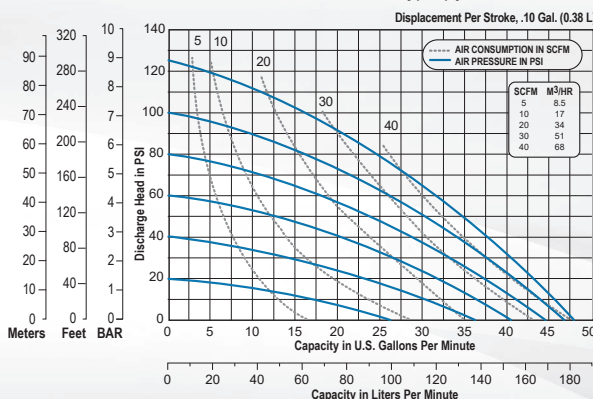
• Tri-Clamp

AIR END

• Nickle Plated Aluminum
• Polypropylene

WET END

• Stainless Steel

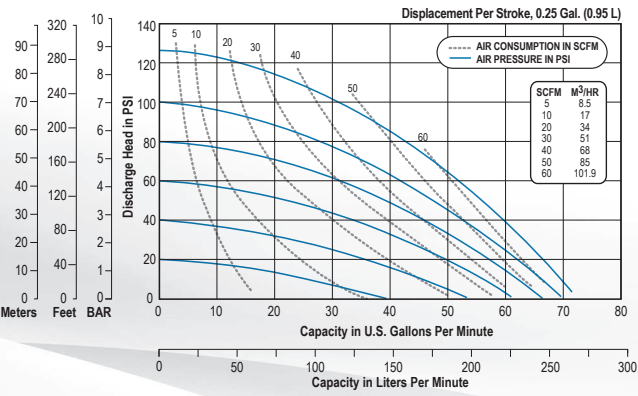


PUMPS - FB SERIES



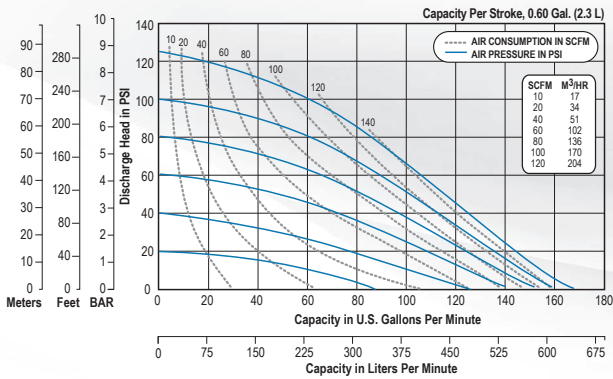
FB15 Metallic

- MAX FLOW**
• 71 GPM (268 LPM)
- PORTING**
• Tri-Clamp
- AIR END**
• Nickle Plated Aluminum
- WET END**
• Stainless Steel



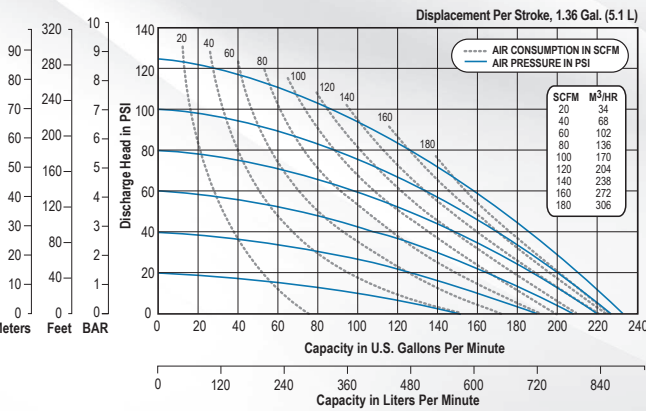
FB20 Metallic

- MAX FLOW**
• 167 GPM (632 LPM)
- PORTING**
• Tri-Clamp
- AIR END**
• Nickle Plated Aluminum
• Stainless Steel
- WET END**
• Stainless Steel



FB30 Metallic

- MAX FLOW**
• 234 GPM (886 LPM)
- PORTING**
• Tri-Clamp
- AIR END**
• Nickle Plated Aluminum
• Stainless Steel
- WET END**
• Stainless Steel



HIGH POLISHED SANITARY PUMPS

For applications where highly polished wetted surface finish is Ra 32

The sanitary and hygienic pumps offer exceptional cleanability, ease of maintenance and superior reliability. FDA-compliant pumps, the F15C and F20C models are built for food processing and personal care applications



Porting Options

Rotatable manifolds and top or bottom discharge available



Materials Of Construction

316 Stainless Steel components



Certifications Available



NOTE: Performance based on the following: TPE fitted pump, flooded suction, water at ambient conditions. The use of other materials and varying hydraulic conditions may result in deviations in excess of 5%.



Learn more
about these pumps



FB15 Metallic - Sanitary

MAX FLOW

• 86 GPM (325.5 LPM)

PORTING

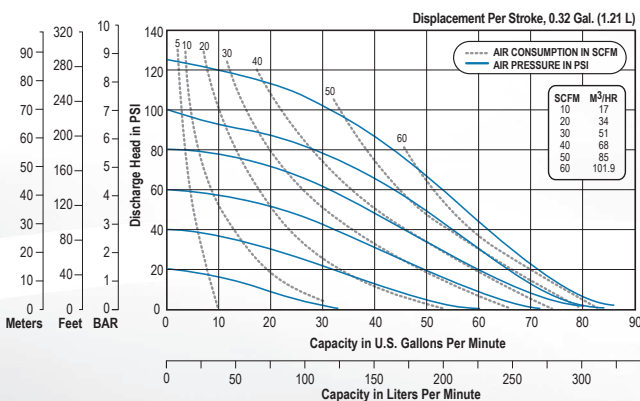
• Sanitary Clamp

AIR END

• Nickel Plated Aluminum
• Stainless Steel

WET END

• Stainless Steel



FB20 Metallic - Sanitary

MAX FLOW

• 179 GPM (677 LPM)

PORTING

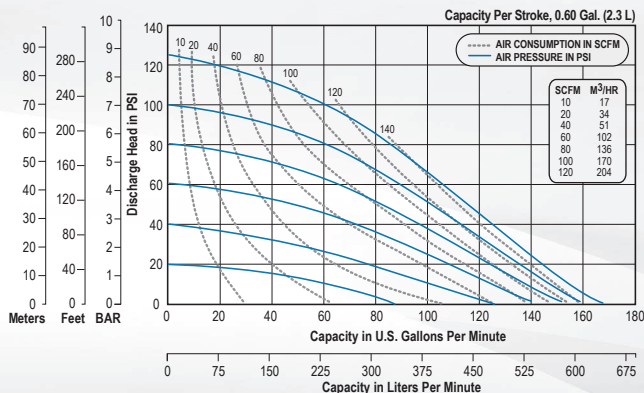
• Sanitary Clamp

AIR END

• Nickel Plated Aluminum
• Stainless Steel

WET END

• Stainless Steel



PUMPS - FB SERIES



FB15 Metallic - 3A

MAX FLOW

• 51 GPM (193 LPM)

PORTING


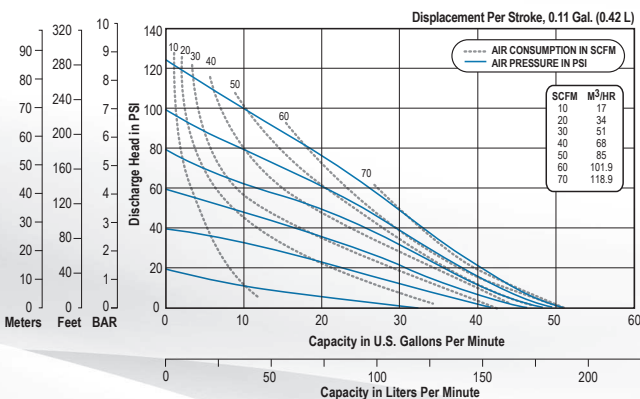
• Sanitary Clamp

AIR END

• Nickel Plated Aluminum
• Stainless Steel

WET END

• Stainless Steel



FB20 Metallic - 3A

MAX FLOW

• 147 GPM 556 LPM)

PORTING

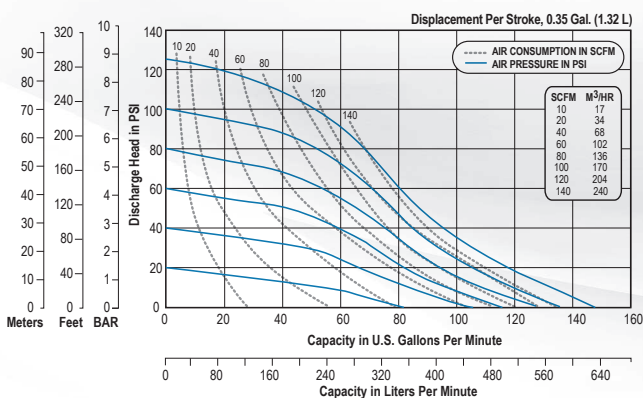
• Sanitary Clamp

AIR END

• Nickel Plated Aluminum
• Stainless Steel

WET END

• Stainless Steel



When your pump needs repair, use only SANDPIPER Genuine Parts

Scan this QR code to quickly find the kits you need using serial number, model number or kit number.

PREMIUM FDA COMPLIANT PUMPS

For pharmaceutical, nutraceutical and personal care pumping applications

The SANDPIPER SSB1 & SSB2 hygienic pump has been the ideal choice for pharmaceutical, nutraceutical and personal care pumping applications for more than 30 years. This robust AODD pump is constructed from polished 316 stainless steel and features FDA-compliant nitrile diaphragms and check balls. The tri-clamp construction makes this pump easily compatible with your sanitary system design



Porting Options
Rotatable manifolds



Leak Detection
Pair with Electronic Leak Detection



Certifications Available
CE EAC UK CA



Learn more
about these pumps



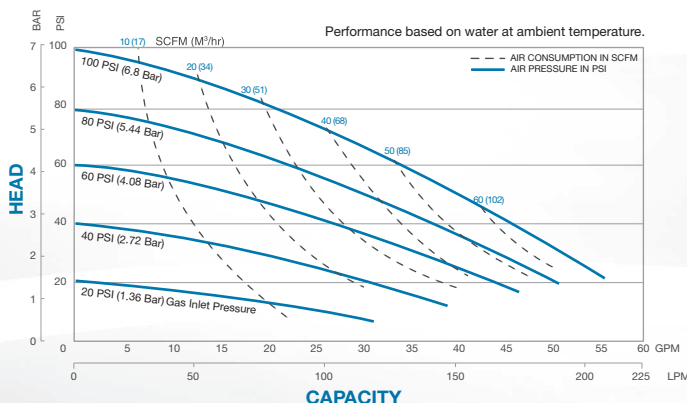
SSB1 / DSB1 Metallic

MAX FLOW
• 54 GPM (204 LPM)

PORTING
• Tri-Clamp

AIR END
• Nickel Plated Aluminum

WET END
• Stainless Steel



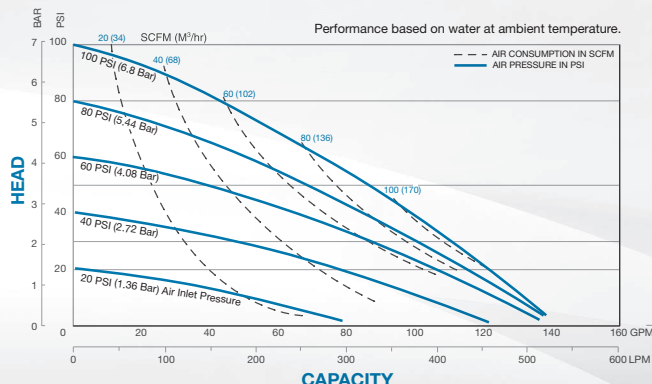
SSB2 Metallic

MAX FLOW
• 125 GPM (473 LPM)

PORTING
• Tri-Clamp

AIR END
• Nickel Plated Aluminum

WET END
• Stainless Steel



SUBMERSIBLE CENTRIFUGAL PUMPS

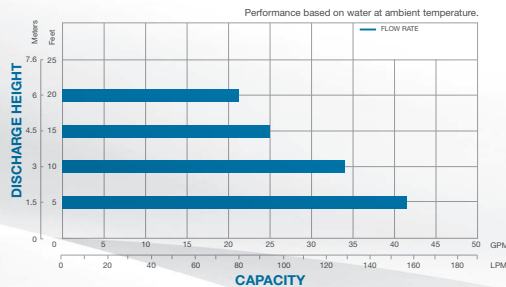
Submersible pumps for dewatering even with trash & debris

The PortaPump® Submersible, Battery-Powered Pump operates using any 12-volt car or truck battery. It comes equipped with cables and battery clips. Extremely portable, the pump weighs only 33 pounds (15 kg) and can fit through openings as small as 10" (25cm). Electrically safe and whisper quiet.



SPA1½-E Metallic

- MAX FLOW**
 - 43 GPM (163 LPM)
- PORTING**
 - NPT / BSP
- WET END**
 - Aluminum



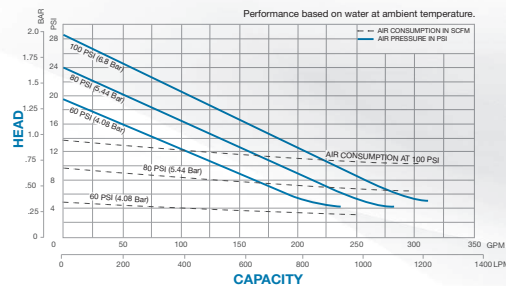
Learn More

The SludgeMaster™ Submersible, Air-Powered Trash Pump handles mud, leaves, twigs, sand, sludge, trash-laden water and soft solids to 1½" (3.8cm). High capacity, low head. The pump weighs only 59 pounds (26kg), and can fit through an opening as small as 14" (35cm). Sturdy construction for rough handling and long life. Optional rock screen available.



SMA3 Metallic

- MAX FLOW**
 - 300 GPM (1140 LPM)
- PORTING**
 - NPT / BSP
- AIR END**
 - Aluminum
- WET END**
 - Aluminum



Certifications Available



Learn More

UL LISTED PUMPS

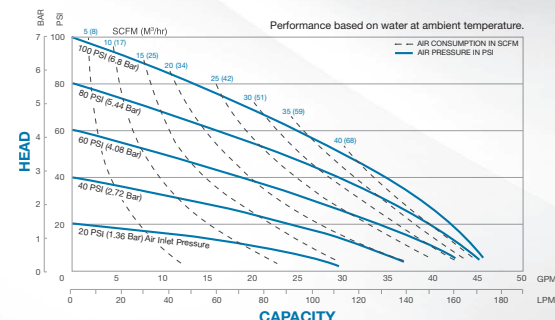
UL-Listed AODD pump for flammable liquids transfer

UL (Underwriters Laboratories) Listed Pumps are designed to meet UL79 standards for diaphragm pumps handling flammable liquids. All Aluminum construction with approved Nitrile or Virgin PTFE UL elastomers. Fully groundable to prevent static discharge.



U1F Metallic

- MAX FLOW**
 - 45 GPM (170 LPM)
- PORTING**
 - NPT / BSP
- AIR END**
 - Aluminum
- WET END**
 - Aluminum



UL: Underwriters Laboratories



Certifications Available



Learn More

HIGH PRESSURE PUMPS

For fluids containing up to line size solids

Air-Powered Single Diaphragm High Pressure Metallic Pumps deliver discharge pressure twice the inlet pressure, up to 250 PSI (17.2 BAR). Designed for filter press feed and applications requiring higher discharge pressures. Available in Aluminum, Cast Iron and Stainless Steel with various elastomer options. Equipped with elastomeric seals and components that are compatible with the various chemicals normally expected to be found in natural gas.



Certifications Available



Learn more
about these pumps



Materials Of Construction

316 Stainless Steel components



SH2-M Metallic

MAX FLOW

• 120 GPM (454 LPM)

PORTING

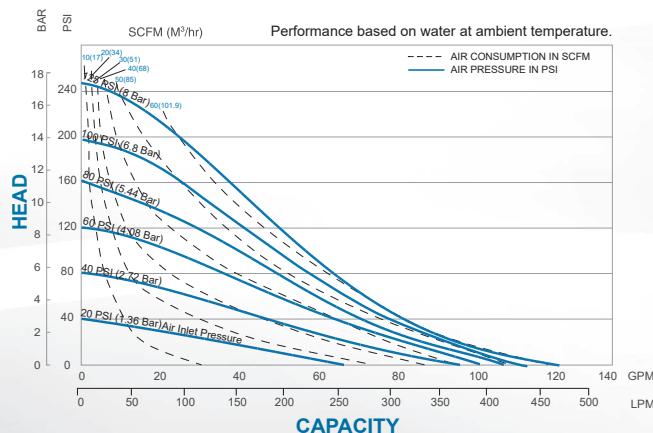
• NPT

AIR END

• Aluminum

WET END

• Aluminum
• Cast Iron



Flap Valve
Pump



EH2-M Metallic

MAX FLOW

• 74 GPM (280 LPM)

PORTING

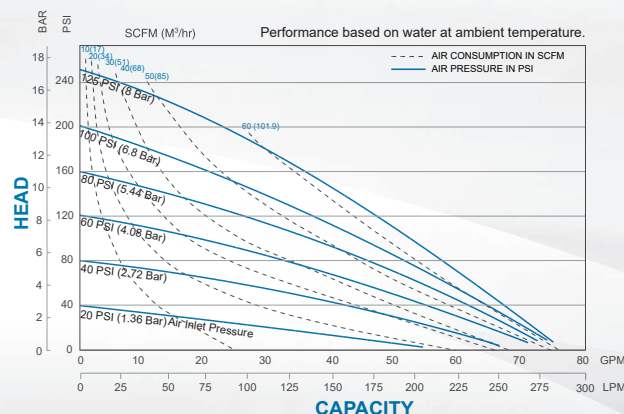
• NPT

AIR END

• Aluminum
• Cast Iron

WET END

• Cast Iron
• Stainless Steel





HP10 Metallic

MAX FLOW

• 33 GPM (125 LPM)

PORTING

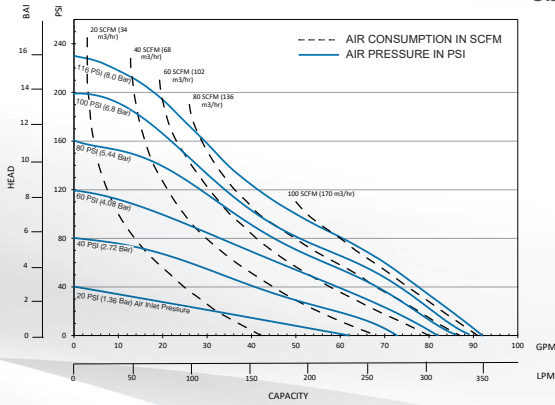
• NPT / BSP

AIR END

• Aluminum

WET END

• Aluminum
• Stainless Steel



HP20 Metallic

MAX FLOW

• 92 GPM (348 LPM)

PORTING

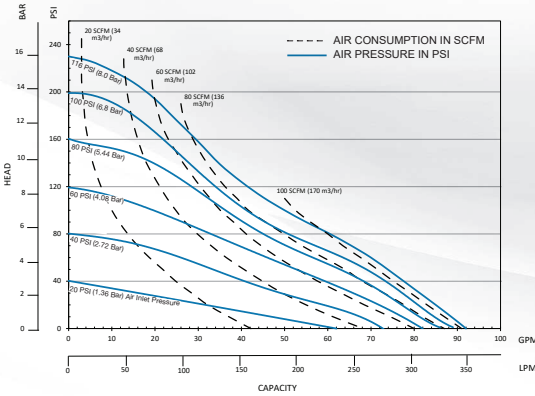
• NPT / BSP

AIR END

• Aluminum

WET END

• Aluminum
• Stainless Steel



GH2-M Metallic 2:1 High Pressure

MAX FLOW

• 74 GPM (280 LPM)

PORTING

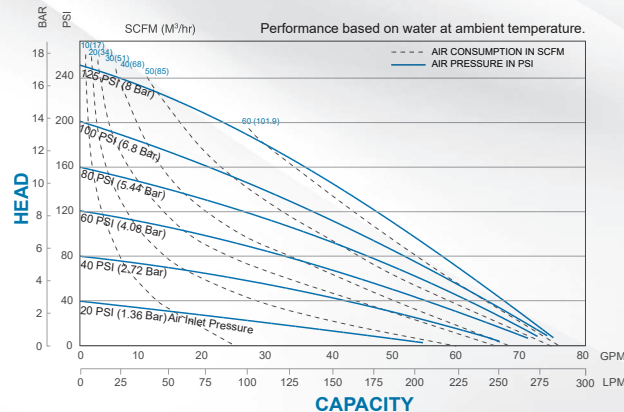
• NPT

AIR END

• Aluminum
• Cast Iron

WET END

• Cast Iron
• Stainless Steel



Natural Gas Driven

ACCESSORIES

When it comes to optimizing pump and system performance to increase efficiency and provide additional protection to your critical equipment, SANDPIPER has you covered. Our air-operated double-diaphragm (AODD) pump accessories are tested and approved control components, which when used with your SANDPIPER pump, can improve your system performance and extend the life of your pump. Partner with us to learn how to apply SANDPIPER genuine accessories to your system to keep it running smoothly and to achieve optimal performance

Electronic Speed Control

Provides accurate control of variable flow rates, from zero flow to maximum. Operates on 110 or 220VAC with on-board, single turn potentiometer or automatic mode for remote control using the optional 4-20 mA input terminal.

Air Filter / Regulator

Provides clean, dry air to your AODD pump. The SANDPIPER Filter / Regulator line offers modular convenience for easy installation and service.

[LEARN MORE ON PAGE 40](#)

Stroke Counter / Batch Control

Offers performance and repeatability with an interfaceable electronic control to program repetitive diaphragm pump operations. The complete system requires the Batch Controller, the Pulse Output Kit & the Air Line Solenoid.


Liquid Level Control

Automatic, float actuated control unit that opens and closes the air supply to your AODD pump, especially useful in sump and liquid transfer situations.

[LEARN MORE ON PAGE 42](#)

Water Separator

This point-of-use water separator is designed to remove 99% of the water, rust and other contaminants commonly present in compressed air lines. Clean, dry air enhances the life and performance of pneumatically-driven equipment.





Pulsation Dampener / Surge Suppressor

Provides virtually pulse-free discharge flow, for steadier pressure with less system vibration and noise. Our Tranquilizer® series is self-charging and self-venting.

[LEARN MORE ON PAGE 41](#)

Air Line Solenoid

Provides automatic on/off operation of air-driven equipment. 110/120VAC and 220/240VAC (50/60 hertz) kits operate with the SANDPIPER or customer's control units. 12VDC and 24VDC kits operate with customer-supplied controls only.

Muffler

Rugged polymer or metallic housing that work as effective sound dampening for SANDPIPER pumps, meeting OSHA dBA requirements.

Pulse Output Kit

Offered in a wide variety of sizes and voltages. These controls interface with the SANDPIPER Batch Controller, or your own process controls (PLCs). Available in kits for field installation, or factory built into a new pump.

Leak Detection

Electronic versions provide a signal via warning lights, an audible alarm, and the pump can be shut down.

Visual versions simply have a sight tube that fills with fluid if a diaphragm breaks.

Mechanical leak detection opens an air valve, which activates a customer supplied solenoid to trigger a signal. For use with the Containment Duty Spill Containment SANDPIPER pumps only.

FILTER REGULATORS

Specifically Developed for Air operated double diaphragm pumps



* Up to 3/4" units.

-  **Reduced Maintenance**
Clean, regulated air
-  **Lower Operating Costs**
Reduced air consumption and less compressor demand
-  **Extended Pump Life**
Reduced stress on wear components by proportioning the air pressure
-  **Reliable**
Engineered to optimize pump performance
-  **Protect**
Efficiently removing air line solids and liquid contaminants to protect air valve
-  **Safe Operation**
Operate at the lowest required air pressure
-  **Compact & Convenient**
Filter and regulate your air supply in a single, easy to install unit
-  **Precise Pump Control**
Easy air pressure adjustment to vary the pump's flow rate and operation speed

Lubricators



In applications with very dry air supplies or where nitrogen is being utilized to operate the pump, lubrication of the compressed air supply is required. For these situations, we offer a complete line of Lubricators that easily connect to our Filter / Regulators.


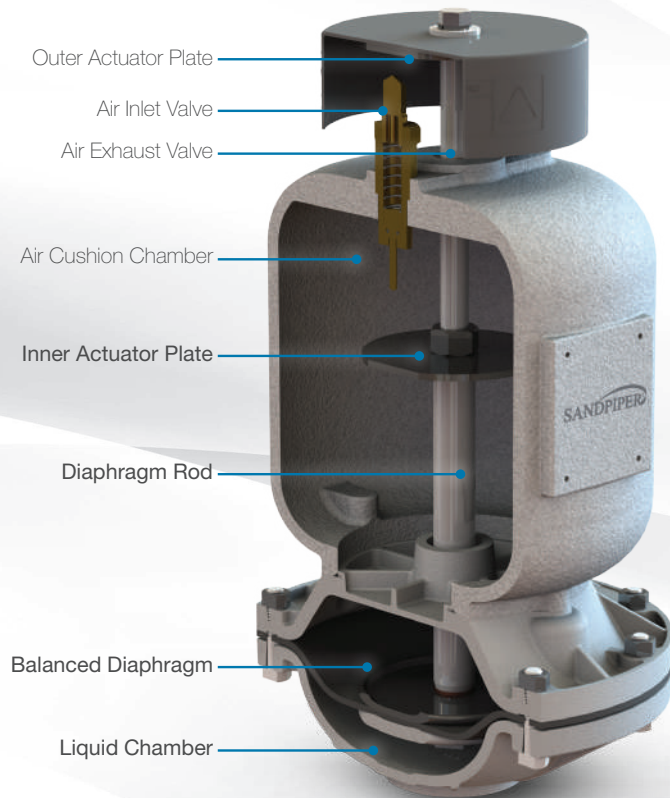
TECHNICAL SPECIFICATIONS

| Part Number | Port Size | Max Flow (SCFM) | Description | Max Inlet Pressure | Regulating Pressure Range | Replacement Filter Element Part Number | Lockout Valve Part Number | Mounting Bracket Kit Part Number | Replacement Pressure Gauge Part Number | Lubricator Part Number |
|-------------|-----------|-----------------|--|--------------------|---------------------------|--|---------------------------|----------------------------------|--|------------------------|
| 020.103.000 | 1/4" NPT | 35 | Filter/Regulator w/ gauge (20 micron) | 150 psi (10.2 bar) | 0 - 125 psi (0 - 8.6 bar) | 020.049.004 | 020.049.002 | 020.049.007 | 020.101.000 | 020.113.000 |
| 020.104.000 | 1/2" NPT | 80 | Filter/Regulator w/ gauge (40 micron) | 150 psi (10.2 bar) | 0 - 125 psi (0 - 8.6 bar) | 020.050.004 | 020.050.002 | 020.050.007 | 020.101.000 | 020.114.000 |
| 020.105.000 | 3/4" NPT | 150 | Filter/Regulator w/ gauge (40 micron) | 150 psi (10.2 bar) | 0 - 125 psi (0 - 8.6 bar) | 020.051.004 | 020.051.002 | 020.051.007 | 020.102.000 | 020.115.000 |
| 020.106.000 | 1" NPT | 250 | Filter/Regulator w/ gauge & mounting bracket kit (40 micron) | 175 psi (12.1 bar) | 0 - 125 psi (0 - 8.6 bar) | 020.052.004 | 020.052.002 | 020.052.007 | 020.102.000 | 020.116.000 |

Temperature Ratings: 40°F to 125°F (4.4°C to 52°C).

TRANQUILIZERS®

Pulsation Dampeners / Surge Suppressors



- Virtually surge-free flows**
- Steadier pressures**
- Less vibration and noise**
- Simple installation**
- Automatically self-charging and self-venting**
- Longest life balanced diaphragm**
- Capable of pressures to 125 PSI (8.6 BAR)**
- Protects other system components**



Learn More

| TECHNICAL SPECIFICATIONS | | | | | | | Available Wetted Materials | | | | | | | | | | |
|--------------------------------|-------|----------------|-------|--------------------------|-----------------------------------|---------------------------------------|----------------------------|---|-----------------|-----------|-----------|----------|---------|-----|------|-----------------------|-------------|
| | | | | | | | Chamber | | | | Diaphragm | | | | | | |
| | Model | Desc. | Cert. | Air Inlet Size | Liquid Inlet Size | Height (mm) | Diameter (mm) | Aluminum | Stainless Steel | Cast Iron | Alloy C | Neoprene | Nitrile | FKM | EPDM | Neoprene PTFE Overlay | Santoprene® |
| Tranquilizers (Featured Above) | TA1 | 1" pumps | | ¼" NPT (external thread) | 1" NPT | 13.625"-15.125" (346mm-384mm) | 9" (229mm) NPT(F) | ✓ | ✓ | ✗ | ✗ | ✓ | ✓ | ✓ | ✓ | ✓ | ✓ |
| | TA25 | 1" pumps | | ¼" NPT (external thread) | 1" BSP (Tapered internal thread) | 13.625"-15.125" (346mm-384mm) | 9" (229mm) NPT(F) | ✓ | ✓ | ✗ | ✗ | ✓ | ✓ | ✓ | ✓ | ✓ | ✓ |
| | TA1½ | 1" & 1½" pumps | | ¼" NPT (external thread) | 1½" NPT (internal thread) | 19.875"-21.325" (505mm-543mm) | 10.5" (267mm) NPT(F) | ✓ | ✓ | ✓ | ✓ | ✓ | ✓ | ✓ | ✓ | ✓ | ✓ |
| | TA40 | 1" & 1½" pumps | | ¼" NPT (external thread) | 1½" BSP (Tapered internal thread) | 19.875"-21.325" (505mm-543mm) | 10.5" (267mm) NPT(F) | ✓ | ✓ | ✓ | ✓ | ✓ | ✓ | ✓ | ✓ | ✓ | ✓ |
| | TA2 | 1½" & 2" pumps | | ¼" NPT (external thread) | 2" NPT (internal thread) | 20.25"-23.1875" (514mm-589mm) | 12.5" (317mm) NPT(F) | ✓ | ✓ | ✓ | ✓ | ✓ | ✓ | ✓ | ✓ | ✓ | ✓ |
| | TA50 | 1½" & 2" pumps | | ¼" NPT | 2" BSP (Tapered internal thread) | 20.25"-23.1875" (514mm-589mm) | 12.5" (317mm) NPT(F) | ✓ | ✓ | ✓ | ✓ | ✓ | ✓ | ✓ | ✓ | ✓ | ✓ |
| | TA3 | 3" pumps | | ¼" NPT | 3" 150# ANSI or 3" NPT (internal) | 20.125"-23.125" (511mm-587mm) | 16.1875" (411mm) NPT(F) | ✓ | ✓ | ✓ | ✗ | ✓ | ✓ | ✓ | ✓ | ✓ | ✓ |
| | TA80 | 3" pumps | | ¼" NPT | 3" BSP (Tapered int.) or 80mm DIN | 20.125"-23.125" (511mm-587mm) | 16.1875" (411mm) NPT(F) | ✓ | ✓ | ✓ | ✗ | ✓ | ✓ | ✓ | ✓ | ✓ | ✓ |
| Dampeners | DA05 | ½" pumps | | ¼" NPT | ½" NPT | 7.468" (190mm) WIDTH: 5.625" (143mm) | 6.9375" (176mm) | Aluminum, Stainless Steel & Polypropylene | | | | | | | | | |
| | DA07 | ¾" pumps | | ¼" NPT | ¾" NPT | 7.718" (196mm) WIDTH: 5.625" (143mm) | 6.9375" (176mm) | Polypropylene only | | | | | | | | | |
| | DA10 | 1" pumps | | ¼" NPT | 1" NPT | 11.718" (298mm) WIDTH: 5.625" (143mm) | 7.5" (191mm) | Polypropylene only | | | | | | | | | |

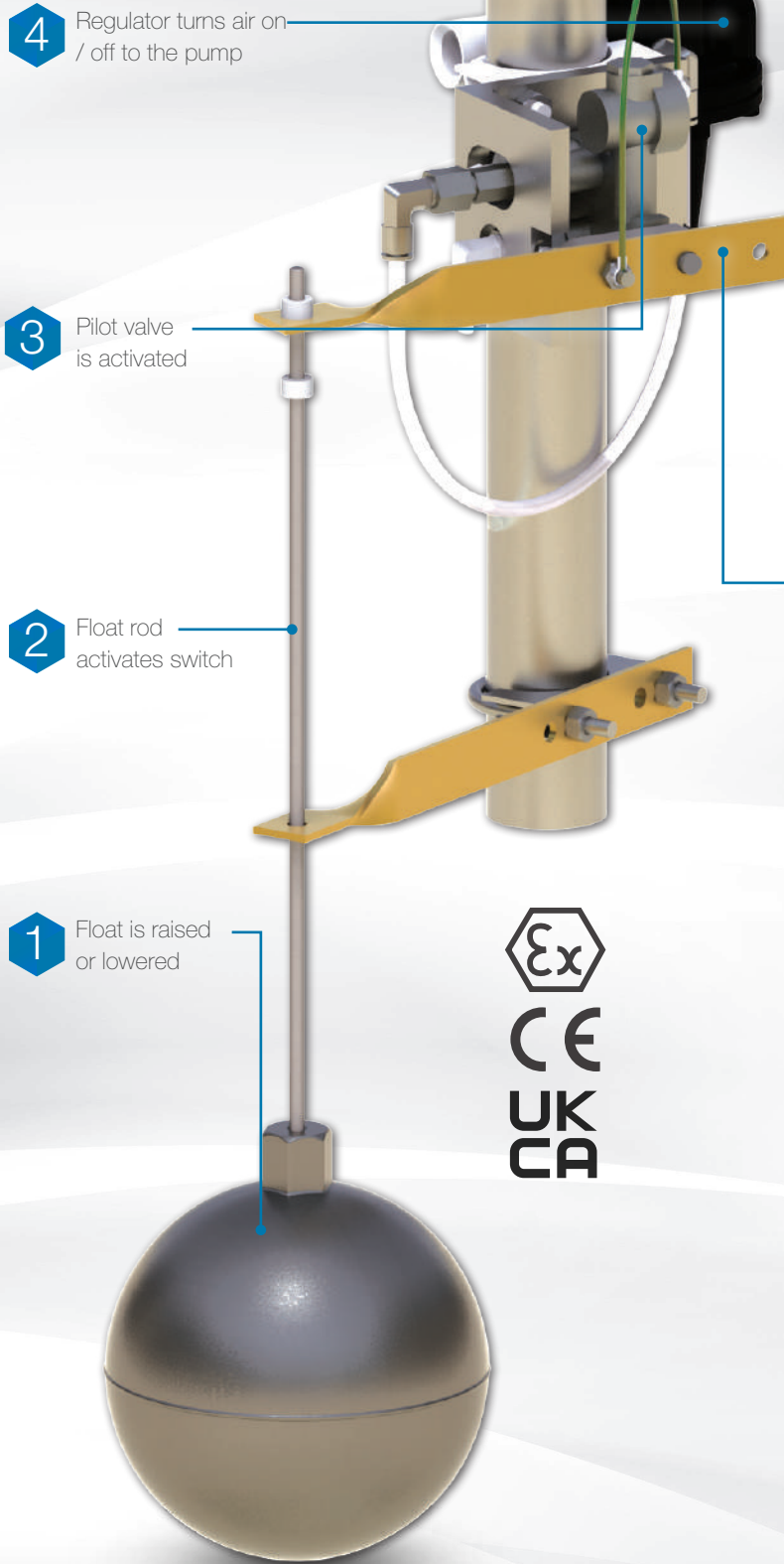
✓ = Available ✗ = Not available

All of the TA models are CE and ATEX • Dimensional Tolerance: ±1/8" (± 3mm). • See service manual for complete specifications.

LIQUID LEVEL CONTROL

Automatic, float actuated unit that opens and closes air supply to your AODD pump

How it Works



Pneumatic

No electrical power required



Adjustable

Operating range from a few inches to 9 ft (2.7 m)



Simple

Easy to install & operate



Versatile

Quick reversible operation



Universal

Can be used with all AODD pumps



Reliable

Stainless steel float & connecting rod

Reversible Operation

Operation can be reversed by installing the top float rod bracket in the opposite direction from position shown.

Standard Operation

High Level = On, Low Level = Off

Reverse Operation

High Level = Off, Low Level = On

Common Applications



Sumps



Dewatering



Fluid Transfer



Tank Filling



ADDITIONAL ACCESSORIES

Other Accessories that SANDPIPER offers to help complete your process



CSA Compliant Natural Gas Pressure Regulators

SANDPIPER Natural Gas Pressure Regulators are safe, reliable and environmentally friendly. These point-of-use regulators are designed and tested to meet CSA regulations and provide superior regulation and excellent stability. All regulators include a durable glycerin filled pressure gauge to dampen the effects of pulsation and vibration common in pump applications. A safety port has been added to help prevent escaping gas in the case of a regulator diaphragm rupture. Simply add a pipe or hose fitting to the unit to divert or reclaim any natural gas.

| TECHNICAL SPECIFICATIONS | | | | | | | |
|--------------------------|-----------|-----------------|-------------|--------------------|---------------------------|----------------------------------|--|
| Part Number | Port Size | Max Flow (SCFM) | Pump Models | Max Inlet Pressure | Regulating Pressure Range | Temperature Rating | Materials of Construction |
| 020.057.000 | 1/4" NPT | 25 | G05 | 250 PSI (17.2 BAR) | 0 - 120 PSI (0 - 8.3 BAR) | 0°F - 160°F (-17.8°C - 71.1°C) | Aluminum, Brass, Plated Steel, Nitrile |
| 020.058.000 | 1/2" NPT | 110 | G1F, G10F | 400 PSI (27.6 BAR) | 0 - 125 PSI (0 - 8.6 BAR) | -40°F - 200°F (-40.0°C - 93.3°C) | Zinc, Aluminum, Plated Steel, Nitrile, Brass |
| 020.059.000 | 3/4" NPT | 110 | G15, G20 | 400 PSI (27.6 BAR) | 0 - 125 PSI (0 - 8.6 BAR) | -40°F - 200°F (-40.0°C - 93.3°C) | Zinc, Aluminum, Plated Steel, Nitrile, Brass |
| 020.060.000 | 3/4" NPT | 260 | G20F, G30 | 400 PSI (27.6 BAR) | 0 - 125 PSI (0 - 8.6 BAR) | -40°F - 200°F (-40.0°C - 93.3°C) | Zinc, Aluminum, Plated Steel, Nitrile, Brass |

Diaphragm Material: Nitrile elastomer with polyester fabric
All gauge ports & vent ports are tapped 1/4" NPT
Replacement pressure gauge part number: 020.061.000

Note: The use of a relief valve is recommended for these products in accordance with NFPA 58.

Natural Gas Filters

SANDPIPER Natural Gas Filters provide superior particulate protection from systems with high concentrations of solid contaminants. These point-of-use filters are built from durable and lightweight aluminum, feature very high dirt-holding capacity and offer lower pressure drop than other comparable products.

| TECHNICAL SPECIFICATIONS | | | | | | | |
|--------------------------|-----------|-----------------|---------------------------|----------------------------|--------------------|-----------------|--|
| Part Number | Port Size | Max Flow (SCFM) | Pump Models | Replacement Filter Element | Max Inlet Pressure | Max Temperature | Materials of Construction |
| 020.062.000 | 1/4" NPT | 25 | G05 | 020.065.000 | 500 PSI (34 BAR) | 175°F (80°C) | Aluminum Housing, Nitrile Seals, Molded Urethane End Seals |
| 020.063.000 | 1/2" NPT | 42 | G1F | 020.065.000 | | | |
| 020.064.000 | 3/4" NPT | 133 | G10F, G15, G20, G20F, G30 | 020.066.000 | | | |

Stainless Steel manual drain 1/8" NPT
Micron Rating: 3



DIAPHRAGM & ELASTOMER SELECTION GUIDE

get the maximum longevity out of your sandpiper pump by selecting the appropriate diaphragm and elastomer for your application

| MATERIAL SELECTION GUIDE | | | | | | | |
|--------------------------|----------------|-----------|---------------------|---------------------|-------------------|----------------------|----------------------|
| Diaphragm Material | Purchase Price | Flex Life | Abrasion Resistance | Chemical Resistance | Temp. Limitations | Temp. Max. Operating | Temp. Min. Operating |
| EPDM | ✓ | ✓ | ✓ | ✓ | + | 280°F / 138°C | -40°F / -40°C |
| FKM | ! | X | ! | + | + | 350°F / 177°C | -40°F / -40°C |
| Hytrel® | ✓ | + | + | ✓ | ✓ | 220°F / 104°C | -20°F / -29°C |
| Neoprene | + | + | ✓ | X | ✓ | 200°F / 93°C | -10°F / -23°C |
| Nitrile | + | + | ✓ | ! | ✓ | 190°F / 88°C | -10°F / -23°C |
| Santoprene® | + | + | + | + | + | 275°F/135°C | -40°F/-40°C |
| Urethane | + | ✓ | ! | X | ! | 150°F / 66°C | 32°F / 0°C |
| PTFE Synthesis | ! | ✓ | ! | + | ! | 176°F / 80°C | 14°F / -10°C |
| PTFE Two-Piece | ! | ! | X | + | ✓ | 220°F / 104°C | -35°F / -37°C |

For reference only, consult distributor.

⊕ = Best Type

✓ = Suitable

! = Limitations

X = Not Recommended


Santoprene® is a registered tradename of Exxon Mobil Corp. Hytrel® is a registered tradename of E.I. DuPont.

Synthesis One-Piece Diaphragms

The Synthesis™ diaphragm is an exclusive SANDPIPER technology. Uniquely designed as a premium one-piece diaphragm, it creates optimum conditions for high-performance pumping and reliability.

Features include:

- Temperature range: 14°F to 176°F (-10°C to 80°C)
- Torque-free installation: simply hand-turn into position
- One-piece composite design with 100% PTFE on the wetted side bonded to a nitrile rubber backer (NRB) with an integrated diaphragm plate
- No center hole: for superior leak-free operation and installation
- No outer diaphragm plate abrasion due to trapped fluids
- Oversized integrated plate supports nearly 50% of the diaphragm
- Start-up pressure of less than 10 psi versus 25 psi or more on competitive diaphragms



| SYNTHESIS DIAPHRAGM SELECTION GUIDE | | | | |
|-------------------------------------|----------------------------|-------------------------------|-------------|------------------|
| Part Number (Conversion Kit)* | Inner Diaphragm Plate** | Where Used | Wet End Kit | Where Used |
| 286.112.000 (475.250.000) | 612.218.330 | SB1 | 476.034.659 | SB1-A |
| 286.112.000 (475.250.000) | 612.218.330 | S1F Metallic | 476.194.659 | S1F Metallic |
| 286.113.000 (475.254.000) | 612.217.150 | S15 Metallic | 476.182.659 | S15 Metallic |
| 286.114.000 (475.255.000) | 612.219.150 | HDB1½ | 476.036.659 | HDB1½ |
| 286.114.000 (475.256.000) | 612.227.150 | S15 Non-Metallic | 476.255.659 | S15 Non-Metallic |
| 286.114.000 (475.256.000) | 612.227.150 | S20 Non-Metallic | 476.257.659 | S20 Non-Metallic |
| 286.115.000 (475.258.000) | 612.220.150 | S1F Non-Metallic | 476.197.659 | S1F Non-Metallic |
| 286.116.000 (475.251.000) | 612.221.330 | S05, S07, S10 Non-Metallic | 476.202.659 | S05 Non-Metallic |
| 286.116.000 (475.251.000) | 612.221.330 | S05 Metallic | 476.199.659 | S05 Metallic |
| 286.118.000 (475.252.000) | 612.215.330 | HDB2 | 476.043.659 | HDB2 |
| 286.118.000 (475.253.000) | 612.214.150 | S20 Metallic | 476.042.659 | S20 Metallic |


Extend diaphragm life by reducing the frictional stresses associated with the outer diaphragm plate.

Standard Two-Piece PTFE Diaphragm

Additionally, SANDPIPER pumps are offered with a standard PTFE diaphragm (a two-piece diaphragm)—a cost-effective solution for a large variety of pumping applications.

Features include:

- Wide range of pressure capabilities
- Variety of materials available
- Proven performance over years of testing
- Diaphragm wear pads



CHEMICAL COMPATIBILITY



Check Balls, Flaps, and Seats

- Check balls are available in standard and weighted options.
- Weighted check balls are used in applications containing thick, viscous fluids.
- Flaps are ideal for solids-laden fluids.
- Check valve seats are available in a variety of materials based on your application and chemical compatibility.

EXTEND THE LIFE OF CRITICAL PUMPING EQUIPMENT WITH

SANDPIPER®

AIR WEAR KITS

**DID
YOU
KNOW?**

SANDPIPER offers Complete Air Kits, as well as smaller kits called Air Wear Kits, for most pump models?

What's the difference?

Complete Air Kits include everything you need to do a complete replacement of the main air valve and pilot valve assemblies as well as the elastomeric wear items (gaskets, seals, o-rings, bushings) included in the Air Wear Kits.



Air Wear Kits include just the elastomeric wear items (gaskets, seals, o-rings, bushings) to service the air side of the pump. They do not include a new main air valve or pilot valve assemblies found in the Complete Air Kits.



Protect your SANDPIPER pump's performance, longevity and safety by using only genuine SANDPIPER parts.

Complete Air Kits & Air Wear Kits

| Pump Model | Complete Air Kit | Air Wear Kit |
|--|------------------|--------------|
| S05 Metallic | 476.239.000 | 476.318.000 |
| S1F Metallic | 476.228.000 | 476.319.000 |
| S15 Metallic | 476.227.000 | 476.320.000 |
| S20 Metallic | 476.227.000 | 476.320.000 |
| S30 Metallic | 476.227.000 | 476.320.000 |
| G05 Metallic | 476.239.000 | 476.318.000 |
| G05 Metallic Air Kits W/ FKM Air Side | 476.237.363 | 476.318.363 |
| G1F Metallic | 476.228.000 | 476.319.000 |
| G1F Metallic Air Kits W/ FKM Air Side | 476.228.363 | 476.319.363 |
| G15 Metallic | 476.227.000 | 476.320.000 |
| G15 Metallic Air Kits W/ FKM Air Side | 476.227.363 | 476.320.363 |
| G20 Metallic | 476.227.000 | 476.320.000 |
| G20 Metallic Air Kits W/ FKM Air Side | 476.227.363 | 476.320.363 |
| G30 Metallic | 476.227.000 | 476.320.000 |
| G30 Metallic Air Kits W/ FKM Air Side | 476.227.363 | 476.320.363 |
| G10F Metallic | 476.361.000 | 476.341.000 |
| G10F Metallic Air Kits W/ FKM Air Side | 476.361.363 | 476.341.363 |
| G20F Metallic | 476.359.360 | 476.360.360 |
| G20F Metallic Air Kits W/ FKM Air Side | 476.359.363 | 476.360.363 |
| SB1 Metallic | 476.311.000 | 476.341.000 |
| HDB1 1/2 Metallic | 476.362.000 | 476.314.000 |
| HDB2 Metallic | 476.362.000 | 476.314.000 |
| HDB3 & HDB4 Metallic | 476.252.000 | 476.315.000 |
| HDF1 Metallic | 476.311.000 | 476.341.000 |
| HDF2 Metallic | 476.247.000 | 476.316.000 |
| HDF3 & HDF4 Metallic | 476.247.000 | 476.316.000 |
| ST1 Metallic | 476.130.000 | 476.317.000 |
| PB1/4 Non-Metallic | 476.129.000 | 476.321.000 |
| S05 Non-Metallic | 476.219.000 | 476.322.000 |
| S07 Non-Metallic | 476.219.000 | 476.322.000 |
| S10 Non-Metallic | 476.219.000 | 476.322.000 |
| S1F Non-Metallic | 476.217.000 | 476.323.000 |
| S15 Non-Metallic | 476.253.000 | 476.324.000 |
| S20 Non-Metallic | 476.253.000 | 476.324.000 |
| S30 Non-Metallic | 476.365.000 | 476.390.000 |

Protect your SANDPIPER pump's performance, longevity and safety by using only genuine SANDPIPER parts.

Visit www.sandpiperpump.com or scan the QR code to learn more.



We Continue To Innovate With Our Customers' Needs In Mind

ESADS+

SANDPIPER'S Externally Serviceable Air Distribution System

ESADS+ has been an industry leading maintenance feature for AODD pumps for decades. With ESADS+ you can access the critical pilot valve components and get your pump back up and running in as little as 5 minutes. This feature remains a standard on our AODD pump products, and now has been improved in our patent pending EvolutionX air valve system.




[Learn More](#)



EVOLUTION^X

With the EvolutionX we have put all the main and pilot air valve components into one easy to access cartridge assembly. By removing just 4 bolts you can service the entire air valve body, without disassembling the whole pump. See page 16.



SANDPIPER®



Warren Rupp, Inc. | A Unit of IDEX Corporation
800 North Main Street, Mansfield, OH 44902 USA
Phone: 419.524.8388 | Fax: 419.522.7867
SANDPIPERPUMP.COM

Contact Your Local Distributor to Place Your Order: